


ALWAYS
2 STEPS
AHEAD!

CATALOG

ASPHALT & BITUMEN





**ALWAYS
2 STEPS
AHEAD!**

AREA 20 ASPHALT & BITUMEN

Bitumen

Duriez mold set 80 mm

NF P98-251-4 For static loading of asphalt samples in a testing machine. Equipment set consisting of Duriez form, base plate, pressure stamp, retaining ring and form cylinder.

20-1810

Duriez cylinder shape

Technical specifications

		Height mm	Weight
20-1810E10	80mm	195	4.30kg
20-1812E10	101.6mm	190	

Stamp with collar

and drainage grooves, usable for top and bottom.

Technical specifications

		Weight
20-1810E25	Ø 79.8 x 65 mm	3.10kg
20-1812E25	Ø 101.4 x 80 mm	

Stamp with collar

Without drainage grooves, usable for top and bottom.

Technical specifications

		Weight
20-1810E30	Ø 79.8 x 65 mm	6.10kg
20-1812E30	Ø 101.4 x 80 mm	

Retaining ring

Technical specifications

		Weight
20-1810E40	Ø 80 mm	0.50kg
20-1812E40	Ø 101.6 mm	

Forming cylinder

Technical specifications

		Weight
20-1810E50	Ø 85 x 115 mm	3.70kg
20-1812E50	Ø 105 x 125 mm	
20-1815E50	Ø 125 x 135 mm	

Inspection stamp

Technical specifications

		Weight
20-1810E20	Ø 79.8 x 195 mm	
20-1812E20	Ø 101.4mm x 190mm	
20-1815E20	Ø 119.8mm x 275mm	24.20kg

Steel cylinder shape Ø 101.6 mm

ASTM D 1074-74, height 177.8mm

20-1813E10

Special pressure stamp 201.65 mm

20-1813E30

Duriez mold set 120 mm

NF P98-251-4 For static loading of asphalt samples in a testing machine. Equipment set consisting of Duriez form, base plate, pressure stamp, retaining ring and form cylinder.

20-1815

Duriez cylinder shape Ø 120 mm

Technical data

Height	275mm
Weight	8.80 kg

20-1815E10

Stamp with collar Ø 119.8 x 95 mm

And drainage grooves, usable for top and bottom.

Technical data

Weight	6.10 kg
--------	---------

20-1815E25

Cylindrical shape 150 x 300 mm

M KRC without base plate.

Technical data

Weight	10.50 kg
--------	----------

20-1817E10

Stamp with collar Ø 119.8 x 95 mm

Without drainage grooves, can be used above and below.

20-1815E30

Stamp Ø 149.6 x 30 mm

With drainage grooves, (2 required per cylinder shape).

Technical data

Weight	2.90 kg
--------	---------

20-1817E60

Retaining ring 2-part Ø 120 mm

20-1815E40

Testing/expulsion frame 100 kN

Suitable for sample cylinder Ø 150 mm, height 300 mm 20-1817E10.. Contains:

- ▶ Four-column frame with head, foot and height-adjustable intermediate plate
- ▶ Replaceable insert plate with a conical attachment to match the headstock
- ▶ Hydraulic cylinder 100 kN, stroke 160 mm
- ▶ Two-stage hydraulic pump with high-pressure hose and precision manometer 0-100 kN/0-509 bar The test cylinders Ø 150 mm 20-1817E10 and pressure and adapter stamps 20-1817E60 and 20-1817E65 are not included in the scope of delivery.

20-1817

Adaptor stamp height 60 mm

For 20-1817E60 (2 required).

Technical data

Weight	3.60 kg
--------	---------

20-1817E65

Water collection tray

With support for 20-1817E10.

20-1817E80

AREA 20 ASPHALT & BITUMEN

Bitumen

Penetration depth tester 1-way

EN 12697-20 To determine the penetration depth and to test the behavior of mastic asphalt, rolled asphalt and similar bituminous masses under static load with a cylindrical stamp. Equipment consisting of stainless steel basin with test frame and lowerable set of weights of 500 N. Incl. interchangeable test stamp 1 and 5 cm² as well as precision dial gauge 30 mm, gen. 0.01 mm. Without heater 50-0615.




Technical specifications

Dimensions	420x250x870mm
Weight	94.00 kg

20-1830

Cube shape 70.7 mm

With base plate and quick-clamping device for the production of specimens for indentation tests.



Technical data

Weight	3.10 kg
--------	---------

20-1850

Sample cylinder with aluminum base plate Ø 150 x 25 mm

EN 12697-21 (D)

Technical data

Weight	0.50 kg
--------	---------

20-1852

Penetration depth tester 2-way

EN 12697-20 To determine the penetration depth and to test the behavior of mastic asphalt, rolled asphalt and similar bituminous masses under static loading with a cylindrical stamp. Equipment consisting of a stainless steel basin and frame for 2 samples with lowerable sets of weights of 500 N. Incl. interchangeable test stamps 1 and 5 cm² as well as two precision dial gauges 30 mm, gen. 0.01 mm. Without heater 50-0615.



Technical data

Dimensions	660x250x870mm
Weight	172.00 kg

20-1840

Retensioning form 69 mm

For testing in the indentation depth tester, the specimen produced with 20-1850 is clamped in this mold.



Technical data

Weight	1.20 kg
--------	---------

20-1855

Penetration Test Plates

EN 12697-21 Additional equipment for 20-1830 or 20-1840 consisting of: Test stamp 31.7 mm² (Ø 6.35 mm) Support weights exchangeable 36 and 115 N Intermediate plate Ø 150 x 50 mm.

Technical data

Weight	18.20 kg
Electrical data	230V, 50Hz

20-1875

Test stamp 31.7 mm²

20-1840E10

Measurement data acquisition system ETG

For the continuous recording of the deformation during the indentation test with two measuring points (without temperature measurement). Contains: 2 displacement transducers 25 x 0.01 mm Electronics module for connecting the displacement transducers and RS 232 C/V24 interface for PC Set of connection cables Software under Windows with integrated test database for carrying out the penetration test according to EN 12697 with online output of a displacement /time diagram, result output of the increase 30.. 60 or 60..120 min., averaging sample A and B as well as output of an A 4 protocol with diagram and result values. A PC with Windows is required for operation.

Technical data

Weight	1.20 kg
Electrical data	230V, 50Hz

20-18800

Measurement data acquisition system ETG +temperature acquisition

For the continuous recording of the deformation during the indentation test with two measuring points and temperature recording. Contains: 2 displacement transducers 25 x 0.01 mm Electronics module for connecting the displacement transducers and the temperature sensor and RS 232 C/V24 interface for PC Set of connection cables Set of temperature sensors Software under Windows with integrated test database for carrying out the penetration test according to EN 12697 -20 with online output of a distance/time diagram, logging of the temperature profile in the water bath, result output of the increase 30.. 60 or 60..120 min., averaging samples A and B and output of an A 4 log with diagram and result values. A PC with Windows is required for operation.

Technical data

Weight	1.80 kg
Electrical data	230V, 50Hz

20-18850

Permeability asphalt EN 12697-19

Base frame with worktop and integrated stainless steel basin with 1 1/2" water drain for performing vertical and horizontal permeability tests on asphalt samples. Complete with base plate and drainage holes for permeability cells Ø 100 and 150 mm 20-1955.



Technical data

Dimensions	600x740x1050mm
Weight	45.00 kg

20-1950

Permeability test cell Ø 100 mm vertical

With transparent attachment and overflow for 300 mm water column. Rubber membranes 10-3370 are also required to carry out the experiment.



Technical data

Dimensions	160x210x460mm
Weight	1.40 kg

20-1955

Permeability test cell Ø 150 mm vertical

With transparent attachment and overflow for 300 mm water column. Rubber membranes 10-3375 are also required to carry out the experiment.



Technical specifications

Dimensions	230x240x460mm
Weight	29.00 kg

20-1957

AREA 20 ASPHALT & BITUMEN

Bitumen

Additional device to 20-1955

For horizontal permeability tests on samples 100 mm. Complete with transparent cap and overflow for 300 mm water column.



Technical data

Weight 0.90 kg

20-1960

Additional device to 20-1957

For horizontal permeability tests on samples 150 mm. Complete with transparent cap and overflow for 300 mm water column.



Technical data

Weight 1.30 kg

20-1962

Scuba tank

EN 58 - ASTM D 140 - AASHTO T 40 Brass version, capacity 237 ml. Complete with 3 m chain and pull cord to release the locking valve.

Technical data

Dimensions \varnothing 50 x 250 mm

Weight 2.00 kg

20-2010




AREA 20 ASPHALT & BITUMEN

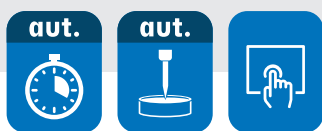

Bitumen

Penetrometer

Device for determining needle penetration.



Item number	20-2050	20-2060
	Penetrometer	Penetrometer with control unit
Norms	EN 1426 - ASTM D 5 - AASHTO T 49 - GOST 11501- GOST 33136-2014-78 - NF T66-004	EN 1426 - ASTM D 5 - AASHTO T 49 - GOST 11501- GOST 33136-2014-78 - NF T 66-004
Weight	13.80kg	16.00kg
electrical data	230V, 50/60Hz, 0.1kW	230V, 50/60Hz, 0.1kW
differences in application	Manual drop bar arrest & time must be stopped itself.	Needle manually with crank on surface put on. The timer sets the trigger time automatically.



20-20665

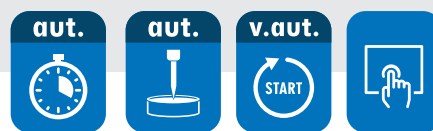
Penetrometer digital

EN 1426 - ASTM D 5 - AASHTO T 49 - GOST 11501-
GOST 33136-2014-78 - NF T 66-004

24.00kg

100/240V, 50/60Hz

Needle is raised using the joystick
move the surface.



20-20670

Penetrometer fully automatic

EN 1426 - ASTM D 5 - AASHTO T 49 - GOST
11501- GOST 33136-2014-78 - NF T 66-004

26.00kg

100/240V, 50/60Hz, 0.6kW

Fully automatic surface recognition and
adjustable via joystick.

AREA 20 ASPHALT & BITUMEN

Bitumen

Penetrometer

EN 1426 - ASTM D 5 - AASHTO T49 GOST 11501-78
GOST 33136-2014 -78 - NF T 66-004

Stable frame with base plate, bubble level and adjustable feet as well as height-adjustable penetrometer arm with manual drop bar locking device. Complete with dial gauge 30 x 0.01 mm for reading the penetration depth and drop bar 97.5 g (drop bar 47.5 g available as additional option 20-2080E30). Without penetration needles and other accessories.

Technical data

Dimensions	250x360x640mm
Weight	13.80 kg

20-2050



ACCESSORIES

see following pages

Penetrometer with control unit

EN 1426 - ASTM D5 - AASHTO T 49 GOST 11501-78 – NF T66-004

Stable frame with base plate, bubble level and adjustable feet as well as a height-adjustable penetrometer arm with a time-controlled automatic fall arrest device using a multi-function time relay, adjustable from 0.1 seconds to 99.99 hours. To place the needle on the sample, a halogen lamp and measuring magnifier are attached to movable arms. Complete with dial gauge 30 x 0.01 mm for reading the penetration depth and drop bar 97.5 g (drop bar 47.5 g available as additional option 20-2080E30). Without penetration needles and other accessories.

Technical specifications

Dimensions	280x110x260mm
Weight	16.00 kg
Electrical data	230V, 50/60Hz, 0.1kW

20-2060



AREA 20 ASPHALT & BITUMEN

Bitumen


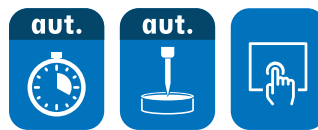
Penetrometer digital

EN 1426 - ASTM D5 - AASHTO T 49 - GOST 11501-78 - NF T66-004 Device for determining needle penetration. The distance that a standard needle penetrates the sample under standardized conditions (load, time, temperature) is measured. The penetration depth of the penetration needle is determined with an electronic distance measuring system, which is decoupled from the drop rod during the test. With this and with the free guidance of the drop rod, an influence on the load and friction is practically impossible. Before the start of each test, the path measuring system is automatically adjusted, and then the penetration needle is moved towards the sample with an electric drive, which is moved using a finely adjustable joystick (an ultra-bright LED lamp is used to help). The drop bar is then released via an automatic device and blocked again after the test time has elapsed. The test result is shown on the digital display. To calibrate the mass of the drop bar, it can be easily removed.

Technical data

Dimensions	280x490x760mm
Weight	24.00 kg
Electrical data	100/240V, 50/60Hz
Measuring range	0-400 Penetration Units (corresponds to 0-40mm)
Resolution	0.01mm
Test load	100g (drop rod 97.5g + 2.5g penetration needle)
Test time	free (adjustable from 0.01 s)

20-20665



Advantages:


- ▶ High precision through automatic detection of the sample surface
- ▶ Manual operation possible
- ▶ Internal memory for up to 15,000 tests

TOUCH PANEL

Convenient operation via touch screen input masks.




Electronic light barrier for precise measurement



USB as interface to the laboratory database

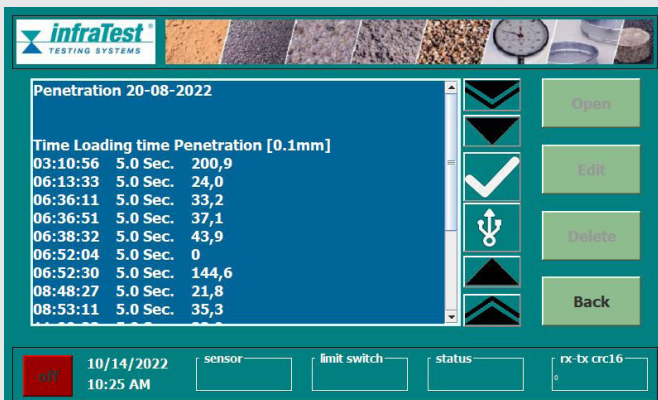
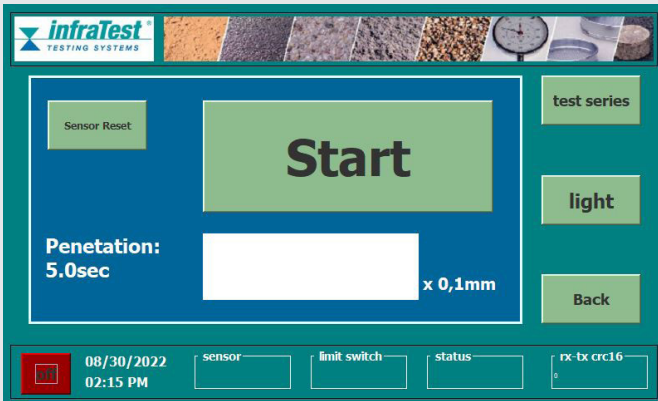


Intuitive menu navigation



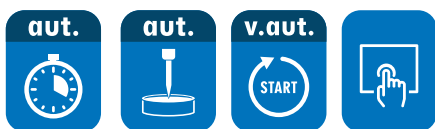
AREA 20 ASPHALT & BITUMEN

Bitumen



Advantages:

- ▶ High precision through automatic detection of the sample surface
- ▶ Manual and fully automatic operation possible
- ▶ Internal memory for up to 15,000 tests



Penetrometer automatic

EN 1426 – EN13880-2 – EN 13880-3 -
 ASTM D5 – AASHTO T 49
 GOST 11501-78 – NF T66-004

To determine needle penetration.

The distance that a standard needle penetrates the sample under standardized conditions (load, time, temperature) is measured. The penetration depth of the penetration needle is determined with an electronic distance measuring system, which is decoupled from the drop rod during the test. With this and with the free guidance of the drop rod, an influence on the load and friction is practically impossible. Before each test begins, the position measuring system is automatically adjusted.

Approaching and placing on the sample is carried out fully automatically by means of a scanning system. Manual operation via the joystick is also possible. The drop bar is then released via an automatic device and blocked again after the test time has elapsed. The test result is shown on the graphic touch display. To calibrate the mass of the drop bar, it can be easily removed.

Technical data

dimension	280x490x760mm
Weight	26.00 kg
electrical data	100/240 V, 50/60 Hz, 0.6 kW
Measuring range	0-400 penetration units (corresponds to 0-40 mm)
Resolution	0.01mm
Test load	100 g (drop rod 97.5 g + 2.5 g penetration needle)
Test time	free (adjustable from 0.01 s)

20-20670



TOUCH PANEL

Convenient operation via touch screen input masks.



AREA 20 ASPHALT & BITUMEN

Bitumen

ACCESSORIES PENETROMETER



Penetration needle 2.5 g / 3.2 mm magnet

EN 1426 - ASTM D5 - AASHTO T 49-07 With magnetic head and sequential identification number engraved on the barrel and shockproof packaging.



Technical data

Weight 0.025 kg

20-20711

Water bath Ø 95 x 60 mm

Without water connection nozzles, nickel-plated brass.



Technical specifications

Weight 0.10 kg

20-207200

Water bath Ø 160 mm without spouts

Technical specifications

Weight 1.00 kg



20-2074

Water bath Ø 160 mm

Stainless steel version with integrated pipe spiral and connection nozzles for tempering with water.



Technical data

Weight 1.00 kg

20-2076

Perforated base plate

DIN 52010 For placing in the penetration water bath and for setting up the test vessel.



Technical data

Weight 0.10 kg

20-2078

Drop rod 47.5 g

for the penetrometer 20-20665 and 20-20670 to hold the penetration ball and cone.

20-20670E35

Penetration bullet

EN 13880-3 With shaft Ø 3.2 mm, weight 27.5 +/- 0.1 g for use with drop rod 47.5 g.



Technical specifications

Weight 0.0275 kg

20-20810



Penetration cone

EN 13880-2, ASTM D 217, ASTM D 937 With VA tip and shank Ø 3.2 mm, for use with drop rod 20-20670E35. When used with 20-20670 in manual mode only.



Technical data

Weight 0.102 kg

20-20811

Penetrometer pre-tempering bath

Stainless steel design with cover and built-in thermostatic heating system 25 .. 100 x 0.1° C for sample temperature control. Complete with circulation pump and hose connection fittings to connect 20-2076.



Technical data

dimension 210x330x390mm
 Weight 8.40 kg
 electrical data 230 V, 50/60 Hz, 2 kW

20-2090

Test vessel penetration

made of stainless steel for penetration attempts.



		Ø mm
20-2084	Height 35 mm.	ID 55 / AD 60
20-2086	Height 45 mm	ID 55 / AD 60
20-2087	Height 65 mm	ID 55 / AD 60
20-2088	Height 45 mm	ID 70 / AD 78
20-2089	Height 60 mm	ID 70 / AD 78

ID = inner diameter / OD = outer diameter

Cooling coil for tap water connection

Additional price to 20-2090


Technical data

Weight 0.80 kg

20-2090E1

Reducing ring

Ø 53/36 mm to reduce the amount of sample in penetration vessels.



20-2092 20mm 0.0667kg

20-2093 30mm 0.0975kg



AREA 20 ASPHALT & BITUMEN

Bitumen

Ring and ball machine

EN 1427 - ASTM D36 - AASHTO T 53 - GOST 11506-73 To determine the softening point using ring and ball.

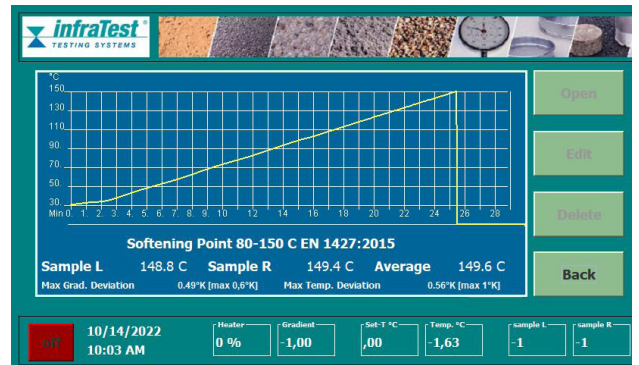
With glass ceramic plate, halogen lamp for heating and built-in magnetic stirrer underneath with adjustable speed. It is operated via a touch panel. For a standard temperature rise of 5 K/min. ensures a microprocessor-controlled regulation with continuous temperature measurement in the beaker. The temperature rise can be followed in real time on the touch display. The falling through of the balls is recorded by a light barrier on the right and left and the respective temperature value is displayed digitally. At the same time, the difference between sample 1 and 2 is output. The test data is saved via an internal log and can be called up at any time in the device or can be transmitted via a USB interface.

Three test types can be preselected, one for water from 30 to 80°C or one for glycerol from 80 to 150°C. In addition, we offer an optional test procedure for silicone oil from 80 to 200°C. Complete with 600 ml beaker, stirring rod and insert frame with 2 test rings, test balls and 2 ball centering devices. The user languages are German, English and French.

Technical data


dimension	290x580x380mm
Weight	17.00 kg
Electrical data	230 V, 50/60 Hz, 0.7 kW

20-22000



Advantages:

- ▶ Real-time temperature rise display and data storage
- ▶ Innovative infrared heating system
- ▶ Cooling function for beaker
- ▶ Up to 15,000 attempts can be saved
- ▶ Optional operation with silicone oil



Insert frame



USB interface



Drip tray





Fan and holding device for the insert frame



TOUCH PANEL

Convenient operation via touch screen input masks.



AREA 20 ASPHALT & BITUMEN

Bitumen

ACCESSORIES

FOR RING AND BALL MACHINES



Ring and ball insert frame

EN 1427- ASTM D36 - AASHTO T 53 For performing ring and ball tests with manual temperature control on two samples simultaneously. Complete with 2 ball centering devices.

Technical specifications

Weight 0.20 kg

20-2120

Ring and ball insert frame for 20-2200

EN 1427 - ASTM D36 - AASHTO T 53 - GOST 11506-73



Technical data

Weight 0.40 kg

20-2215

Ring and ball insert frame for 20-22000

EN 1427 - ASTM D36 - AASHTO T 53 - GOST 11506-73



Technical data

Weight 0.40 kg

20-22150

Test ring with step

EN 1427 - ASTM D36 - AASHTO T 53 - GOST 11506-73



Technical data

Weight 0.01 kg

20-2125

Test ball Ø 9.5 mm

EN 1427 - ASTM D36 - AASHTO T 53 - GOST 11506-73



20-2135

Flat panel 150 x 150 mm

To prepare the test rings.




Technical specifications

Weight 0.10 kg

20-2140

Casting plate nickel-plated

EN 1427 brass nickel plated.



Technical specifications

Weight 0.10 kg

20-21420



Sample cutter

With a straight cutting edge for cutting the test rings to size.



Technical specifications

Weight 0.10 kg

20-2145

Stirring rod power magnet Ø 14 x 40 mm

For glycerol.



Technical data

Weight 0.03 kg

20-2217

Beaker 600 ml

Low shape for ring and ball tests.



Technical data

Weight 0.20 kg

20-2150

Magnetic stirring rod Ø 8 x 50 mm PTFE

For water experiments.



Technical specifications

Weight 0.01 kg

20-2218

Test ball Ø 15 mm



Technical data

Weight 0.01 kg

20-2170

Ball centering device RuK



Technical specifications

Weight 0.05 kg

F10.12.085



AREA 20 ASPHALT & BITUMEN

Bitumen

Test device according to Wilhelmi

EN 1871 For testing potting compounds. Not for use with 20-22000.

Technical data

Weight 1.20 kg

20-2160

Test ring Wilhelmi 2-piece

Technical data

Weight 0.05 kg

20-2165

Manual Fraass breaking point apparatus

Consisting of manual bending device with hand crank, test glass with rubber stopper, Dewar flask with foot and thermometer -30 +35° C. The test temperature is reached by adding carbon dioxide or dry ice.

Technical data

Weight 1.10 kg

20-2250



Fraass double breaking point apparatus

EN 12593-09 for determining the breaking point of bitumen at low temperatures. Device consisting of motor-driven bending device with test glass, Dewar flask with foot and thermometer -38 .. +30° C. The test temperature is reached by adding carbon dioxide or dry ice. This apparatus allows you to carry out tests with 2 test plates at the same time.

Technical data

Dimension 230 x 280 x 602mm

Weight 7.80 kg

Electrical data 230V, 50Hz

20-22610



Fraass breaking point apparatus

DIN EN 12593-09 In a robust plastic housing equipped with:

- ▶ Continuous force measurement up to breaking point detection
- ▶ Fully automatic control of the test plate bending cycles
- ▶ PC-based, fully automatic control of the cooling chamber temperature
- ▶ Standard-compliant glass insert for easy cleaning of the test chamber
- ▶ Digital video camera for the continuous observation of the test plate in the test chamber
- ▶ After completion of the breaking point test, the test chamber is heated up to ambient temperature to reduce the formation of condensation in the test chamber / on the sensor head
- ▶ Very fast testing through optimal control to the cooling rates permitted in the standard

In addition, the PC saves all of the measurement data from a bending test as a separate file. The measurement data of each test can also be printed out later at any time in a form. The measurement data are supplemented by graphics of the force measurement and the cooling rate during the test. The cooling of the breaking point device takes place via Peltier elements. This requires the device to be connected to the water pipe. At a water temperature of +10°C, a test temperature of up to approx. -30°C is reached. For lower temperatures, the connection of a refrigerated circulation thermostat 20-22660 is required. A Windows-capable PC, 500 MB processor and an RS232 or USB interface is also required.

Technical data

Weight	30.00 kg
--------	----------

20-22650

Calibration set for the automatic breaking point 20-22650

Includes:

- ▶ holding frame
- ▶ Attachment adapter with temperature sensor and digital precision thermometer with USB interface and calibration certificate
- ▶ Up-path sensor for recording the bending distance with data cable, plug-in power supply and calibration certificate
- ▶ Set of test weights 50-100-200 g for calibrating the force sensor
- ▶ Digital caliper for calibrating the claw distance with calibration certificate
- ▶ Software for data acquisition and report creation

Technical data

Weight	7.00 kg
--------	---------

20-22655



Cooling thermostat

Technical data

Dimension	250x500x600mm
Weight	39.00 kg
Working temperature range	-20 ... +40 °C
Temperature consistency	±0.5 °C
Setting/display resolution	0.1 °C
Temperature display	LED
Cooling capacity (medium ethanol)	°C 20100-10-20 kW 0.30.250.20.150.1
pump performance flow rate	15 l/min
pump output delivery pressure	0.35 bar
Pump connection thread	M16x1
Hose olives Ø mm IW	8 / 12
Filling volume (litres)	3 ... 4.5
Refrigerant	R134a
Digital interfaces	RS232
Permissible ambient temperature	5...40 °C

20-22660




Cooling thermostat

Technical data

Dimension	360x460x740mm
Weight	38.20 kg
Working temperature range	-35 ... +200 °C
Temperature consistency	±0.01 °C
Setting/display resolution	0.01 °C
Temperature display	VFD
Cooling capacity (medium ethanol)	°C 200200-20-40 kW 0.60.680.50.320.04
pump performance flow rate	8-23 l/min
pump output delivery pressure	0.1-0.6 bar
Pump connection thread	M16x1
Hose olives Ø mm IW	8 / 12
Filling volume (litres)	8-10
Refrigerant	R452A
Digital interfaces	RS232
Permissible ambient temperature	5...40 °C

20-22665

Test panel bending device breaking point according to Fraass



20-22700

Gripping tongs

For inserting the Fraass test plates into the bending device.



Technical specifications

Weight	0.10 kg
--------	---------

20-22750

Thermometer for breaking point

Similar to IP 42 C, rod shape, white backing, -38+30:0.5°C, red special filling, enamel color, suitable for government certification.

Technical specifications

Weight	0.05 kg
--------	---------

20-2277

Electric melting device

DIN EN 12593

For the production of the binder plates according to Fraass.

Device consisting of a housing with 2 aluminum plates 140 x 100 mm, one of which is heated. The other plate is equipped with connection nozzles for water cooling and is used to cool down the binder plates.



Technical data

Weight	7.70 kg
Electrical data	230V, 50Hz

20-22800




AREA 20 ASPHALT & BITUMEN


Bitumen

Ductilometer

to determine the force ductility and the elastic resilience of bitumen.



Item number	20-2331	20-2336	20-2341
	Ductilometer 400 mm	Ductilometer 400 mm digital	Ductilometer 1000 mm
Electrical data	230V, 50/60Hz, 0.5kW	230V, 50/60Hz, 0.5kW	230V, 50/60Hz, 0.5kW
Weight	65.00 kg	90.00 kg	85.00 kg
Dimensions	1300x500x380mm	1300x500x380mm	1900x500x380mm
Norm	EN 13398 ASTM D 113 AASHTO T 51 GOST 11505-75	EN 13398 EN13589 ASTM D 113 AASHTO T 51 GOST 11505-75	EN 13398 ASTM D 113 AASHTO T 51 GOST 11505-75
Accessories	20-2359 20-2360 20-2361 20-2362 20-2364 20-2370 20-2377	20-2357 20-2359 20-2360 20-2361 20-2362 20-2364 20-2370 20-2377	20-2359 20-2360 20-2361 20-2362 20-2364 20-2370 20-2377



20-2346	20-2351	20-2356
Ductilometer 1000 mm digital	Ductilometer 1500 mm	Ductilometer 1500 mm digital
230V, 50/60Hz, 0.5kW	230V, 50/60Hz, 0.5kW	230V, 50/60Hz, 0.5kW
90.00 kg	100.00 kg	95.00 kg
1900x500x380mm	2400x500x380mm	2300x500x380mm
EN 13398 EN13589 ASTM D 113 AASHTO T 51 GOST 11505-75	EN 13398 ASTM D 113 AASHTO T 51 GOST 11505-75	EN 13398 EN 13589 ASTM D 113 AASHTO T 51 GOST 11505-75
20-2357 20-2359 20-2360 20-2361 20-2362 20-2364 20-2370 20-2377	20-2359 20-2360 20-2361 20-2362 20-2364 20-2370 20-2377	20-2357 20-2359 20-2360 20-2361 20-2362 20-2364 20-2370 20-2377

AREA 20 ASPHALT & BITUMEN

Bitumen

Ductilometer 400 mm digital

EN 13398 - EN13587 - EN 13589 - AASHTO T 51 - ASTM D 113 - GOST 11505-75

For determining the force ductility and elastic recovery of bitumen.

Stainless steel housing with insulated water bath, hinged lid with glass cut-out and stepper motor-driven pulling device with constant feed speed and digital distance measuring device. The included software allows user-oriented sequence programming and controls the test procedure with online output of force and displacement and test evaluation with calculation of planimetry.

- ▶ Simultaneous testing of up to four samples
- ▶ Electronic version for PC operation with software under Windows 10 and higher
- ▶ To determine the force ductility, a measuring point is equipped with a 500 N force transducer, resolution 0.1 N (special version 100 N, resolution 0.01 N).
- ▶ Three additional force transducers can also be connected
- ▶ Storage of the tests in a database in dBase format

Thermometers are installed in the water bath to check the bath temperature. The temperature of the bath can be controlled either via a temperature control device with an immersion thermostat (20-2370), if necessary with an additional cooler (20-2375) or an external cooling thermostat.

A PC with screen and keyboard is required for operation. Without moulds, without bath temperature control device and without PC.

Technical specifications

Dimension	1300x500x380mm
Weight	65.00 kg
Electrical data	230 V, 50/60 Hz, 0.5 kW
Feed speed	1 to 50 mm/min.

20-2336



Ductilometer 400 mm

EN 13398 - AASHTO T 51 - ASTM D 113 - ASTM 6084-04

To determine elastic recovery.

Stainless steel housing with an insulated water bath and a stepper motor-driven pulling device with a constant feed rate as well as a digital distance measuring device.

- ▶ Simultaneous testing of up to four samples
- ▶ Complete with integrated control unit on the left side of the device


Thermometers are installed in the water bath to check the bath temperature. The temperature of the bath can be controlled either via a temperature control device with an immersion thermostat (20-2370), if necessary with an additional cooler (20-2375) or an external cooling thermostat.

Without moulds, without bath temperature control device for the bath.

Technical specifications

Dimension	1300x500x380mm
Weight	65.00kg
Electrical data	230 V, 50/60 Hz, 0.5 kW
Feed speed	1 to 50 mm/min.

20-2331



Ductilometer 1000 mm digital

EN 13398 - EN13587 - EN 13589 - AASHTO T 51 - ASTM D 113 - GOST 11505-75

For determining the force ductility and elastic recovery of bitumen.

Same as 20-2336.

- ▶ Simultaneous testing of up to four samples
- ▶ Electronic version for PC operation with software under Windows 10 and higher
- ▶ To determine the force ductility, a measuring point is equipped with a 500 N force transducer, resolution 0.1 N (special version 100 N, resolution 0.01 N).
- ▶ Three additional force transducers can also be connected
- ▶ Storage of the tests in a database in dBase format

A PC with screen and keyboard is required for operation. Without moulds, without bath temperature control device and without PC.

Technical specifications

Dimension	1900x500x380mm
Weight	90.00 kg
Electrical data	230 V, 50/60 Hz, 0.5 kW
Feed speed	1 to 50 mm/min.

20-2346

Ductilometer 1000 mm

EN 13398 - AASHTO T 51 - ASTM D 113 - ASTM 6084-04

For determining the elastic recovery of bitumen.

Stainless steel housing with an insulated water bath and a stepper motor-driven pulling device with a constant feed rate as well as a digital distance measuring device.

- ▶ Simultaneous testing of up to four samples
- ▶ Complete with integrated control unit on the left side of the device


Thermometers are installed in the water bath to check the bath temperature. The temperature of the bath can be controlled either via a temperature control device with an immersion thermostat (20-2370), if necessary with an additional cooler (20-2375) or an external cooling thermostat.

Without moulds, without bath temperature control device and without a hinged lid for the bath.

Technical specifications

Dimension	1900x500x380mm
Weight	90.00 kg
Electrical data	230 V, 50/60 Hz, 0.5 kW
Feed speed	1 to 50 mm/min.

20-2341



AREA 20 ASPHALT & BITUMEN

Bitumen

Ductilometer 1500 mm digital

EN 13398 - EN 13589 - ASTM D 113 - AASHTO T 51 - GOST 11505-75 on determining the force ductility and elastic recovery of bitumen. Stainless steel housing with insulated water bath, hinged lid with glass cut-out and stepper motor-driven pulling device with constant feed speed and digital distance measuring device. The included software allows user-oriented sequence programming and controls the test procedure with online output of force and displacement and test evaluation with calculation of planimetry.

- ▶ Simultaneous testing of up to four samples
- ▶ Electronic version for PC operation with software under Windows 10 and higher
- ▶ To determine the force ductility, a measuring point is equipped with a 500 N force transducer, resolution 0.1 N (special version 100 N, resolution 0.01 N). Three additional force transducers can also be retrofitted.
- ▶ Storage of the tests in a database in dBase format

(A PC with screen and keyboard is required for operation. Without moulds, without bath temperature control device and without PC).

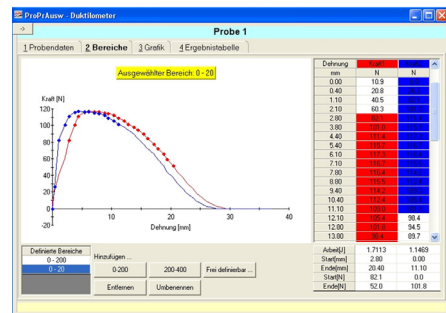
Technical specifications:

Dimensions	2300x500x380mm
Weight approx.	95.00 kg
Electrical data	230 V, 50/60 Hz, 0.5 kW
Feed speed	1 to 50 mm/min.

20-2356

Advantages:


- ▶ Trial display in real time
- ▶ Automatic test execution with Windows-based software
- ▶ Fast calibration option
- ▶ Up to 4 equippable measuring stations
- ▶ test protocol



20-2356

ACCESSORIES

See the following page for accessories



Advantages:

- ▶ Self-explanatory display
- ▶ User-friendly operation
- ▶ Short-term memory for current measurements
- ▶ Up to 4 test results can be measured and 3 can be saved



Ductilometer 1500 mm

EN 13398 - ASTM D 113 - AASHTO T 51 - GOST 11505-75 on determining the elastic recovery of bitumen.

Stainless steel housing with an insulated water bath and a stepper motor-driven pulling device with a constant feed rate as well as a digital distance measuring device. Thermometers are installed in the water bath to check the bath temperature.


- ▶ Simultaneous testing of up to four samples
- ▶ Complete with integrated control unit on the left side of the device

(Without moulds, without bath temperature control device and without hinged lid for the bath)

Technical specifications

Dimension	2400x500x380mm
Weight	100.00 kg
Electrical data	230V, 50/60 Hz, 0.5 kW
Feed speed	1 to 50 mm/min.

20-2351





AREA 20 ASPHALT & BITUMEN

Bitumen

ACCESSORIES

for ductilometer



Load transducer 500 N

Resolution 0.1 N (optionally 100 x 0.01 N) additionally installed in 20-2336/46/56.

Technical data

Weight 2.00 kg

20-2357

Ductilometer Forms Force

made of brass. Complete with stainless steel base plate. As an accessory only with 20-2336 / 20-2346 and 20-2356 (shapes for force ductility only with the digital ones with the corresponding load cell!).



Technical data

Weight 0.50 kg

20-2362 EN 13589

20-2364 ASTM D 6084-04

Ductilometer forms elastic recovery

Made of brass. Complete with stainless steel base plate.



Technical data

Weight 0.50 kg

20-2360 AASHTO T 51 - ASTM D 113

20-2361 EN 13398

Temperature control device ductilometer

Installed in the ductilemeter bath of 20-2331... with circulation pump for experiments from room temperature (from +5°C in connection with 20-2377) to +95°C. Complete with digital temperature display and over-temperature limiter.



Technical specifications

Weight 4.30 kg

electrical data 230 V, 50/60 Hz, 2 kW

20-2370



Temperature sensor ductilometer bath

For continuous recording of the bath temperature from 20-2336... One sensor permanently installed and one sensor mounted on the movable traverse.

Technical data

Weight 0.50 kg

20-2359

Base plate ductilometer form cpl.

Technical data

Weight 0.50 kg

20-2361E10

Through-flow cooler for ductilometer 400/1000/1500 mm

Through-flow cooler for carrying out ductile meter tests in connection with 20-2370. The continuous-flow cooler is placed behind or below the ductilometer, the power supply is provided via the immersion thermostat including connecting hoses with a length of 1.5m Cooling capacity: 395W.



Technical data

Dimension 330x440x448mm
 Weight 18.00 kg
 Electrical data 230 V, 50 Hz, 0.45 kW

20-2377 Room temperature from +5° to +95°C

20-2378 Room temperature from -5°C to +50°C

Ductilometer form without base plate

20-2361E20 EN 13398 0.35kg

20-2362E20 EN 13589 0.35kg



Tar Viscometer

EN12846 – EN-13357 - NF T 66-005 - BS 2000 For testing the viscosity of road tar, cut-off bitumen, etc. Equipped with a stainless steel bath and circulating pump with a digital display for the temperature and a connection for the cooling water supply. Outlet opening 10, 4 and 2 mm including ball valves and test vessels as well as control thermometer and glass cylinder 100 ml.

Technical data

Dimension	265x270x550mm
Weight	8.00 kg
electrical data	230 V, 50/60 Hz, 1ph., 300 W

20-2400

Ball valve for 20-2400

Technical data

Weight	0.01 kg
20-2400E10	2mm
20-2400E11	4mm
20-2400E12	10mm

Test vessel with outflow opening to 20-2400

Technical data

Weight	0.01 kg
20-2400E20	2 mm orifice
20-2400E21	4 mm orifice
20-2400E22	10 mm orifice

Closing rod to 20-2400

20-2400E30	2mm
20-2400E31	4mm
20-2400E32	10mm

Replacement measuring cylinder 100 ml

Technical data

Weight	0.2 kg
--------	--------

20-2410



Testing device cut-off bitumen

EN 13358 - ASTM D 402

Contains:

- ▶ Still 500 ml
- ▶ Thermometer -2.. +400 °C
- ▶ Glass cooler 450 mm
- ▶ Container with lid and ceramic wire mesh
- ▶ Graduated receiving tube 100:1 ml
- ▶ Two plate stands with clamps
- ▶ Electric heater with temperature control 230 V / 50/60 Hz

Technical data

Weight	10.50 kg
--------	----------

20-2430

Cleveland Flash Point Tester

EN 22592 - ASTM D92 / ISO 2592

For determining the flash and fire points of mineral and waste oils and bitumen above 80° C. Complete with electric heating with built-in controller, protective shield, thermometer -6 .. +400° C, brass crucible and gas ignition.

Technical data

Weight	3.60 kg
electrical data	230V, 50/60Hz

20-2450



Pensky-Martens flash point tester

DIN EN ISO 2719 - ASTM D 93 For liquid petroleum products. Device for hand stirring with electric heating and gas ignition, test crucible and thermometer -5..+110° C.

Technical data

Electrical data	230V, 50Hz
-----------------	------------

20-2470

Pensky-Martens flash point tester

EN 22719 - ASTM D 93 For liquid petroleum products. Device for hand stirring with electric heating and gas ignition, test crucible and thermometer -5..+110° C. Also equipped with electric cooling fan.

Technical data

Electrical data	230V, 50Hz
-----------------	------------

20-2475



RVDV2T "EXTRA" viscometer

ASTM 6521, EN 14769, ASHTO R 28

- ▶ Rheocalc T software
- ▶ Operation takes place in dialogue with a built-in 5" color display.
- ▶ Display of % torque and measuring range, speed, viscosity, shear rate, shear stress, temperature and program level
- ▶ Speeds from 0.1 to 200 rpm
- ▶ Individually adjustable measurement programs
- ▶ With USB interface for using the device with a PC, printer output for space-saving high-speed printer. Can be used as a stand-alone device or PC-controlled. Individual password blocking of the functions possible
- ▶ Complete measuring station with standard spindle set, laboratory stand, Pt-100 temperature sensor, carrying case, USB stick and PG flash program loading software for automated processes with up to 25 levels with measurement data storage in the device or on a USB stick. Internal Memory Size 150MB
- ▶ Combination model: Including EZ coupling, ball bearings, Quick laboratory stand, Rheocalc T software

Technical data

Electrical data	230V, 50Hz
-----------------	------------

20-2480

AREA 20 ASPHALT & BITUMEN

Bitumen

Thermosel Thermo-Oven Viscometer

Thermal oven without controller for the viscometers DVT-2, DVT-3 for accommodating sample disposable chambers and multiple chambers. The controller model 106 is required for operation.

Technical data

Weight	3.50 kg
Electrical data	230V, 50-60Hz, 1ph
Temperature	20 °C to 300 °C

20-2481

Controller Thermosel Model 106

Control unit for Thermosel Connection only to Thermosel oven in use with Brookfield DV2, DV3. For operation only in connection with Thermosel oven.

Technical data

Weight	0.50 kg
Electrical data	230V, 50-60Hz, 1ph

20-2482

Spindle Rotational Viscometer SC4-21

For low-viscosity materials made of stainless steel A rotational viscometer is required for operation.

20-2483

Sample chamber rotational viscometer

In use with a Thermosel Oven.

20-2484

Sayboldt viscometer 2-fold

ASTM D 88 - AASHTO T 72 For determining the viscosity of petroleum products such as bitumen, etc. Consisting of the water bath with thermostatically controlled heating device and 2 test vessels lying next to one another, as well as a ready-to-use built-in universal nozzle for flow times of up to 1000 seconds and an exchangeable Furol nozzle for flow times longer than that. Complete with two volumetric flasks 60 ml, thermometer 19 .. +27° C and contact thermometer 0 .. +100° C.

Technical data

Weight	12.00 kg
Electrical data	230V, 50Hz

20-2540

Sayboldt viscometer

ASTM 88 - AASHTO T 72 Sayboldt viscometer (simple model) for determining the viscosity of bitumen. Contains:

- ▶ 2 viscometer inserts
- ▶ oil bath
- ▶ Digital thermostat
- ▶ stirrer
- ▶ funnel
- ▶ Thermometer 19-27 °C ASTM17C

Technical data

Dimension	270x270x500mm
Weight	12.00 kg
Electrical data	230V, 50-60Hz, 1ph
Temperature range	20 to 99 °C

20-2530

Replacement volumetric flask 60 ml



Technical data

Weight	0.06 kg
--------	---------

20-2550

Engler viscometer 1-fold DIN

ASTM D 940 - ASTM D 1665 - AASHTO T 54 - OS 2000 - NF T 66-020 - CRN N° 102 Used to compare the specific viscosity of road oils and tar to the viscosity of water. It consists of a water bath complete with a precision digital thermoregulator, an electric stirrer, a refrigeration unit, and an Engler flask. The viscometer is equipped with a double safety thermostat to prevent accidental overheating.

Technical data

Dimension	265x270x550mm
Weight	12.00 kg
Electrical data	230V, 1ph, 50Hz, 300W

20-2560


Engler flask 100/100 ml

20-2560E10



AREA 20 ASPHALT & BITUMEN

Bitumen



Loss on heating oven TFOT

EN 12607-2 - EN 13303 - ASTM D6 - ASTM D 1754 -
AASHTO T 47 - AASHTO T179

To determine the resistance to hardening under the influence of heat and air. The device consists of a drying cabinet with a glass door with electrical control to maintain a constant internal temperature of 163°C. In the interior there is a motorized platform driven at 5-6 1/min for holding 3 test vessels Ø140mm or 9 pieces at Ø55 mm.

Technical data

Dimension	850x730x620mm
Weight	53.00 kg
Electrical data	230 V, 50/60 Hz, 2.5 kW
Volume	53 liters

20-25700



ACCESSORIES

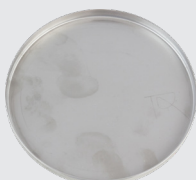
Test vessel for PAV Ø 140 x 9.5 mm

EN 12607-2 - EN 13303 -
ASTM D6 - ASTM D 1754 -
AASHTO T 47 - AASHTO T179

Technical data

Weight	0.10 kg
--------	---------

20-2575



Thin Film Test Furnace RTFOT

EN 12607-1 - GOST 33140-2014 - ASTM D2872-12 (RTFOT) for measuring the effect of air and temperature on bitumen. Consisting of:

- ▶ Heated cabinet with viewing window in the door and thermostat-controlled temperature control
- ▶ Electric drive unit with holder for up to 8 test glasses
- ▶ Nozzle for applying the air to the sample, with a flow meter for controlling the air volume
- ▶ Fan to circulate the air in the interior
- ▶ Control thermometer inside

The heating cabinet is preset to a test temperature of 163°C. During the test, the user is informed about the process with optical and acoustic signals. The test procedure is automatic. A compressed air source or a 20-25770 compressor is required to carry out the experiment. The sample glasses 20-2573 or 20-2574 are also required.

Technical specifications

Dimensions	850x730x620mm
Weight approx.	117.00 kg
Electrical data	230 V, 50 Hz, 2.5 kW

20-25720




Advantages:

- ▶ 4-line LCD display
- ▶ Customized test procedure
- ▶ Alternatively usable as a warming cabinet
- ▶ Standardized test procedure according to EN, ASTM and GOST
- ▶ Digital flow measurement
- ▶ Simple menu navigation and signal tone
- ▶ Fully calibratable

ACCESSORIES

See following pages.




AREA 20 ASPHALT & BITUMEN

Bitumen

ACCESSORIES

for thin film testing furnace RTFOT



Glass jar RTFOT - concave opening

With concave opening $\varnothing 32 \pm 2$ mm
outer diameter $\varnothing 64 \pm 1.2$ mm.



Technical data

Weight 0.20 kg

20-2573

Stainless steel cup tongs 300 mm long

Stainless steel 18/10, ceramic
insulated tip, for holding RTFOT
glasses.



Technical specifications

Weight 0.20 kg

20-2578

Glass jar RTFOT - convex opening

With convex opening $\varnothing 32 \pm 2$ mm
outer diameter $\varnothing 64 \pm 1.2$ mm.



Technical data

Weight 0.20 kg

20-2574

RTFOT glass scraper



Technical specifications

Weight 0.10 kg

20-2576

Compressor RTFOT

Compact device with
robust base frame as well
as compressed air tank and
connecting hose for 20-25720.



Technical data

Dimension	380x380x385mm
Weight	15.00 kg
Electrical data	230 V, 50 Hz, 0.75 kW
Intake power	105 l/min
Pressure	8 bar
Volume	approx. 59dB

20-25770

TSE Rapid Tar Detector

For the qualitative determination
of tarry components in
reclaimed asphalt. Consisting of
hot air gun with built-on vacuum
pump and holder for test tubes.
See 20-2610...




Technical data

Weight	1.30 kg
Electrical data	230V, 50Hz

20-2600

Glass flask wash insert RTFOT glasses



20-1100E265

Test tube

To the TSE device. Pack of 10 pcs



20-2610 Xylene

20-2612 Phenol

test tube opener

20-2615

UV hand lamp

Battery powered.



Technical data

Weight 0.20 kg

20-2632

PAK paint spray can


White for tar detection



Technical data

Weight 0.50 kg

20-2635



20



Easy cleaning of the PAV test vessels in the asphalt analyzers or in the bitumen washing machine 20-11604.

AREA 20 ASPHALT & BITUMEN

Bitumen



Advantages

- ▶ Compact design
- ▶ Up to 10 freely programmable test sequences can be saved
- ▶ Graphical user interface
- ▶ Display of pressure and temperature in real time
- ▶ PC with touch screen
- ▶ Menu driven user control

Pressure aging tank PAV

EN 14769 - ASTM D 6521 - AASHTO R 28 For the long-term aging of bitumen and for simulating the aging of asphalt mixtures after 5 to 10 years.

Consisting of the pressure vessel with connection elements, pressure/temperature sensors, thermostat-controlled heating device as well as a PC touchscreen and 10 test vessels. A compressed air source >21 bar or compressor 20-44950 must be provided.

Up to 10 freely programmable pressure/time/temperature test sequences can be saved. Technical data: Compressed air, supply pressure: 21 - 25 bar

Technical data

Dimension	470x520x560mm
Weight	58.00 kg
Electrical data	230 V, 50/60 Hz, 0.6 kW
Compressed air, supply pressure	21 bar - max. 25 bar

20-44000



Ergonomic handle



PAV – Pressure Aging Device with Vacuum Unit

EN 14769 - ASTM D 6521 - AASHTO R 28 For the long-term aging of bitumen and for simulating the aging of asphalt mixtures after 5 to 10 years.

Consisting of housing, pressure tank with connection elements, pressure/temperature sensors, controlled heating device and control with touchscreen. Integrated vacuum pump to use the device as a vacuum oven to vent the bitumen.


Up to 10 freely programmable pressure/time/temperature test sequences can be saved. Incl. insert frame with 10 metal shells for aging and insert frame with metal shell for venting the bitumen

A compressed air source >21 bar or compressor 20-44950 must be provided.

Technical data

Dimension	700x660x460mm
Weight	100.00 kg
Electrical data	230V, 50/60Hz, 1.2kW
Temperature range aging	50°C ... 140°C
Pressure range aging (rel)	0.5 MPa (rel) ... 2.1 MPa
Temperature range vacuum furnace	50°C ... 180°C
Pressure range vacuum furnace (abs)	12 kPa (absolute) ... 90 kPa

20-44150



ACCESORIES

piston compressor

to the PAV device. Complete with frame and pressure vessel.

Technical specifications

Dimensions	583 x 309 x 337mm
Weight	16.2kg
Electrical data	230 V, 50 Hz, 1.5 kW
Suction capacity	97 l/min at 6 bar
Maximum overpressure adjusted	34 bar >21 bar
Number of cylinders	2
Pressure tank	8.6 l
Sound pressure	70 dBA

20-44950

Soundproof cabin for PAV compressor

20-44952

Test vessel for PAV Ø 140 x 9.5 mm

EN 12607-2 - EN14770

Technical data

Weight	0.10 kg
--------	---------

20-2575





Easy cleaning of the PAV test vessels in the asphalt analyzers or in the bitumen washing machine 20-11604.

AREA 20 ASPHALT & BITUMEN


Bitumen

Kinexus

For carrying out and evaluating rheological measurements.



Article no.	20-44401	20-44404	20-44405
	Kinexus DSR rheometer platform incl. rSpace software	Kinexus DSR+ rheometer platform incl. rSpace software	Kinexus DSR-III rheometer platform incl. rSpace software
Electrical data	1/N/PE, 230V, 50Hz, 16A	1/N/PE, 230V, 50Hz, 16A	1/N/PE, 230V, 50Hz, 16A
Weight kg	47.00 kg	47.00 kg	47.00 kg
Dimension approx.	485x490x680mm	485x490x680mm	485x490x680mm
Torque viscometry	10mNm - 200mNm	5nNm - 225mNm	100nNm - 150mNm
Torque oscillation	5nNm - 200mNm	1nNm - 225mNm	100nNm - 150mNm
Angular velocity	10 nrad/s - 325 rad/s	1 nrad/s - 500 rad/s	10 nrad/s - 200 rad/s
Oscillation frequency	1μHz-100Hz	1μHz - 150Hz	1μHz-100Hz
Vertical lift speed	0.1μm/s - 35mm/s	0.1μm/s - 35mm/s	0.1μm/s - 20mm/s



AREA 20 ASPHALT & BITUMEN

Bitumen

Kinexus BTSV-DSR-III rheometer platform incl. rSpace software

EN 14770 - EN 13702 - EN 13302 - AASHTO TP 70 - AASHTO T 315 - ASTM D 7175 - ASTM D 7405 - ASTM D 4402

The Kinexus DSR-III from NETZSCH Analyzing & Testing is an entry-level rheometer for quality assurance tasks with a unique concept for parameterizing, performing and evaluating rheological measurements.

The following standard measurements are possible with the Kinexus DSR-III:

- ▶ Temperature sweep (T sweep)
- ▶ Multiple Stress Creep and Recovery Test (MSCRT)
- ▶ Fast Bitumen Typing Method (BTSV)
- ▶ Phase Transition Temperature of Viscosity Changed Binders (Constant Shear Rate)

The results can be exported to other spreadsheet programs as a csv file. There is also an import function for existing measurement data.

Technical specifications

Dimensions	485x490x680mm
Weight about	47kg
Electrical data	230V, 50 Hz
Torque viscometry	100 nNm - 150 mNm
Torque oscillation	100 nNm - 150 mNm
Torque resolution	0.1 nNm
Drive moment of inertia	1.3e-5 kgm ²
Angular velocity	10 nrad/s - 200 rad/s
Deformation jump	< 10 ms
Angular resolution	< 10 nrad
Oscillation frequency	1μHz to 100 Hz
Normal force range	0.01 N to 20 N
Normal force response time	< 10 ms
Vertical lift speed	0.1μm/s to 20mm/s
Slit resolution	0.1 μm
Maximum data rate	5 kHz

20-44405

Advantages:

- ▶ The quick coupling unit of the upper measuring plate enables quick and uncomplicated changing
- ▶ Sensitive spindle drive with air bearing
- ▶ User-friendly temperature control through the cylinder Peltier temperature control
- ▶ Uncomplicated exchange of geometry and tempering

More rheometers

Kinexus DSR rheometer platform incl. rSpace software

20-44401

Kinexus DSR+ rheometer platform incl. rSpace software

20-44404

Kinexus DSR-III Rheometer Package-BTSV

20-44405B

ACCESSORIES

see following pages



Free webinar Learn more about the DSR and the FSGV work instructions in our free webinar!




AREA 20 ASPHALT & BITUMEN

Bitumen

ACCESSORIES

for Kinexus



Kinexus Plate-Peltier -40 to 200 °C

The active hood plate peltier is designed for optimized temperature control with minimal thermal gradients. It contains an integrated connection for inert gas purging. The plate Peltier with active hood can be used for all cone or plate geometries up to 61 mm in diameter in a temperature range from -40 °C to 200 °C. Contains a 61 mm lower removable plate for the "Plug & Play" temperature control cartridge. All mechanical and electrical connections are made using "Quick Connect". The Kinexus Rheometer automatically recognizes and configures the cartridge.

Technical data

Weight 4.40 kg

20-44402

Kinexus Plate-Peltier -5 to 150 °C

The active hood plate peltier is designed for optimized temperature control with minimal thermal gradients. It contains an integrated connection for inert gas purging. The plate Peltier with active hood can be used for all cone or plate geometries up to 61 mm in diameter in a temperature range from -5 °C to 150 °C. With the low-temperature option 20-44411, the Peltier can be cooled down to -40 °C. Contains a 61 mm lower removable plate for the "Plug & Play" temperature control cartridge. All mechanical and electrical connections are made using "Quick Connect". The Kinexus Rheometer automatically recognizes and configures the cartridge.

Technical data

Weight 4.40 kg

20-44402E

Kinexus heat exchanger

The heat exchanger allows you to work with plate and cylinder Peltiers in the temperature range down to a minimum of -5° C. It is automatically controlled by the Kinexus when required and enables optimal thermal efficiency.

Technical data

Weight 2.50 kg

20-44403

Cooling liquid to the heat exchanger

Content: 700 ml.

Technical data


Weight 0.90 kg

20-44403E10

Kinexus Solvent Trap

For Platte Peltier temperature control module with active upper hood The solvent trap is used to avoid solvent evaporation during the measurement. Consisting of two upper half-shells with an internal immersion ring and an upper solvent ring. Note: To use the solvent trap, the diameter of the top cone or plate geometry must be 15mm-60mm.

20-44406



Kinexus cryogenic option

Serves to pre-cool the Peltier in the temperature range from -5 °C to -40 °C. Includes direct control through the Kinexus and rSpace software. Recommended temperature control fluid see 20-44412.

20-44411

Kinexus Cylinder Peltier Temperature Control

Peltier-controlled temperature control unit for precise temperature setting (resolution 0.01 K) in the range from -30 °C to 200 °C. The Kinexus cylinder Peltier can be used for all cylinder and double-gap geometries or paddle stirrer systems. Note: For operation below -5° C, an additional refrigerated circulation thermostat is required for pre-cooling. All mechanical and electrical connections are made using "Quick Connect". The Kinexus Rheometer automatically recognizes and configures the cartridge.

Technical data

Weight 2.80 kg

20-44410

Temperature control fluid for 20-44411

60:40 ethylene glycol water mixture for cryogenic experiments. Capacity 5 l.

Technical data

Weight 5.00 kg

20-44412

Upper measuring plate

20-4456 Ø4mm 0.05kg

20-4454 Ø8mm

20-4452 Ø 25mm

Lower measuring plate stainless steel

20-4457 Ø 4mm

20-4455 Ø8mm

20-4453 Ø25mm

DSR High Temperature Standard Cannon Oil

Filling quantity 50 ml.



Technical data

Weight 0.20 kg

20-44408

DSR silicone filling mould

20-44462 Ø 8 mm and Ø 25 mm 0.05 kg

20-44461 Ø 25mm 0.01kg

20-44463 Ø4mm 0.01kg

AREA 20 ASPHALT & BITUMEN

Bitumen

ACCESSORIES

for Kinexus



Solid state option "Torsion/DMA System"

Incl. alignment tool enables the determination of dynamic mechanical properties on rectangular or cylindrical solid samples. Intended for use in the Kinexus Peltier temperature control system (20-44410, sold separately). incl.alignment tool, 10 disposable measuring inserts for cylindrical specimens with maximum diameter of 13 mm, thermal cover, digital calliper, torque spanner and spacer. Maximum sample dimensions: -Rectangular specimens: 50 mm (height) x 15 mm (width) x 15 mm (thickness) -Cylindrical specimens: 50 mm (height) x 25 mm (diameter) Recommended temperature range from -20 °C* to 200 °C (dry) and -20 °C* to >100 °C** (wet). * with Kinexus low temperature option ** with suitable tempering fluid. The solid option supports the automatic geometry recognition of the Kinexus rheometer.

20-44413

RS232 cable 3m

Necessary for controlling the Kinexus low-temperature option 20-44411 from rSpace version 1.76.

20-44414

DIN outer cup for C25 cylinder system

DIN 53019 external cylinder C25 for use in the Kinexus cylinder Peltier. Material: stainless steel Contains an internal filling level mark for easier filling.

20-44421

DIN inner cylinder for C25 cylinder system

DIN 53019 inner cylinder with a diameter of 25 mm, material stainless steel. Suitable for automatic detection by the Kinexus Rheometer. The geometry is optimized in terms of compliance, inertia and thermal properties.

20-44430

Upper geometry C 14 cylinder DIN

20-44440

C25 Flat Cylinder Kit for Rubber


20-44441

DSR Cannon Test

20-44443

Asphalt Trim Tool

20-44451



Standard viscosity oil 100 ml

Standard Newtonian material (UKAS certified) for verification of rheometer measurements. Standard oils are certified for use within 12 months of the specified packaging date.

Technical data

Weight	0.10 kg
--------	---------

20-44452

Lower removable plate Ø 25 mm stainless steel

AASHTO T 315-12 With plate shoulder 25 mm for optimal trimming of the sample when using an upper 25mm geometry.

20-4453

DSR silicone filling mold Ø 4 mm

For sample preparation.

20-44463

Air Compressor for Kinexus DSR

The air compressor is recommended if there is either no compressed air connection available on site or no oil-free compressor is in use.

- ▶ Oil-free air compressor including compressed air hoses
- ▶ Soundproof housing
- ▶ All necessary filters for operation are included
- ▶ Volume: 40 liter storage tank
- ▶ Flow rate: 90 liters/min at 8 bar pressure
- ▶ Noise level: 54 dB

Technical specifications

Dimension	675 x 731 x 857mm
Electrical data	230V, 50Hz

20-44480

absorption dryer unit

Incl. manometer and particle filter for Kinexus 230V/50Hz

The absorption dryer is recommended if the compressed air provided on site does not have a pressure dew point of ≤ -40 °C. Delivery incl. connections.

Technical specifications

Weight	2.20kg
Electrical data	220V, 50Hz

20-44481

AREA 20 ASPHALT & BITUMEN

Bitumen

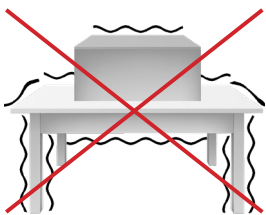
Bending Beam Rheometer (BBR)

EN 14771, NF T 66-062, ASTM D 6648, AASHTO T 313, PNST 79-2016, GOST 58400.8-2019 on determining the flexural creep resistance of bitumen at low temperatures. Among other things, the deflection is determined in order to evaluate the behavior of bituminous binders and similar products at low temperatures. The deflection of the sample is measured with a resolution of 1 μm . The test force is controlled with an accuracy of $< \pm 5 \text{ mN}$. Automatic, software-controlled operation and standardised evaluation and presentation of the measurement results.


Technical specifications

Dimensions	650 x 600 x 1500 mm
Width including PC support arm	1200 mm
Weight approx.	80 kg without accessories
Weight thermostat	60.00 kg
Total weight	140.00 kg
Electrical data	230/240 V, 50/60 Hz, 2 kW
Test bath approx.	11 l
Temperature range	-40... + 20 °C
Resolution	$\pm 0.1\text{K}$
Electropneumatic load shaft	max. stroke 10 mm, max. force 2000 mN
Incremental encoder, resolution	1 μm
Load cell accuracy class	0.1
Force control	$< \pm 5 \text{ mN}$
Working range	0... 1500 mN
Bath liquid (recommended)	Silicone oil (Fragol Therm X-T12)
Compressed air	at least 5 bar

20-44220



DESKTOP DEVICE




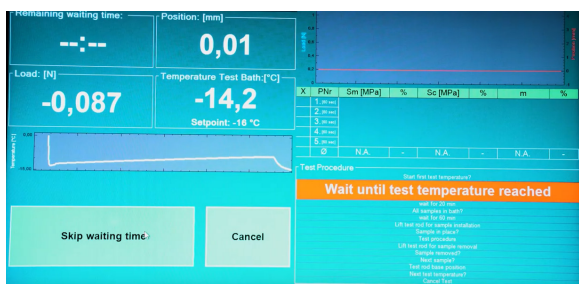
STAND ALONE UNIT





TOUCH PANEL

Convenient operation via touch display




Advantages:

- ▶ Integrated programmable software to control and record measurement data
- ▶ Compact temperature control unit with heating and compressor cooling
- ▶ Freely selectable test temperatures down to -40° C
- ▶ Test bath with overflow for constant fill level
- ▶ Own layout of the test reports
- ▶ All test data available as raw data for further processing (csv file)
- ▶ Stand alone device to avoid the transmission of vibrations

ACCESORIES

Set of BBR molds (3 pieces)



Technical data

Weight 0.40 kg


20-44230

AREA 20 ASPHALT & BITUMEN
extraction



ASPHALT ANALYZER


THE ORIGINAL SINCE 1997





AREA 20 ASPHALT & BITUMEN


Extraction



Direct connection to the rotary evaporator



Washing chamber with ultrasound



Solvent wash option




Easily accessible temperature limiters


Intuitive menu navigation



Viewing window in the recovery



Sieve to catch small particles



Copper cooling coil



Sampling device



AREA 20 ASPHALT & BITUMEN

Extraction

Asphalt analyzer YOU!

EN 12697-1 - ASTM D8159-2018 - AASHTO For safe extraction of reclaimed asphalt and binder content determination using non-flammable solvents.

The asphalt mixture (up to 3.5 kg) is weighed into a sieve drum (20-1110..) and broken down into its components in the washing chamber using solvents and the use of ultrasound. The number of wash cycles can be preselected depending on the type of mix. The minerals remain in the washing drum, binders, solvents and fillers are washed out and further separated in the connected centrifuge. The filler is held back in the centrifugal sleeve 20-0330 or 20-0335 and the binder/solvent are then separated again in the recovery plant by distillation. The solvent is then reused and fed back into the solvent cycle. Subsequent to the washing process, minerals and fillers are automatically dried and can be further processed by sieve analysis at the end of the program.

- ▶ Optional direct connection to the rotary evaporator
- ▶ Use of the washing drums 2.5 kg or 3.5 kg
- ▶ Closed solvent circuit
- ▶ Fast throughput times (incl. drying approx. 35 to 45 minutes depending on the type of mix)
- ▶ Reduced environmental impact due to solvent losses < 20 ml per extraction



VISUAL RECOVERY


Two viewing windows ensure easy visual monitoring of the recovery process on the dirty and clean side of the recovery. Here, an additional inlet sieve holds back the light asphalt components that cannot be captured in the centrifuge. Two temperature limiters with LEDs above the recovery also ensure simple operation and monitoring of the heating processes. There is also the option of a direct connection for a rotary evaporator.



Advantages:

- ▶ Two viewing windows for visual monitoring of the recovery process
- ▶ Direct connection to the rotary evaporator
- ▶ Easily accessible temperature limiter
- ▶ Additional inlet sieve in the recovery catches the smallest asphalt components
- ▶ Maintenance & service friendly
- ▶ User-friendly software
- ▶ Proven Technology
- ▶ Assured, fast extraction results

elevated **health protection** through **direct connection** to the rotary evaporator!



Direct connection

The rotary evaporator is seamlessly connected to the recovery. By actuating a valve, the bitumen-solvent mixture is transferred to the rotary evaporator. Thus we close the last gap in handling the solvent.



AREA 20 ASPHALT & BITUMEN

Extraction

YOU!

Safe Extractions

NEW SAFE
SUSTAINABLE



TOUCH
PANEL


Asphalt analyzer YOU! touch

EN 12697-1 - ASTM D 8159-2018 - AASHTO For extraction and binder content determination using non-flammable solvents. For the extraction of normal asphalts.

	Dimension	Weight	Electrical data
20-11320	1290 x 800 x 1400mm	253.00 kg	3/N/PE, 400V, 50Hz, 7kW
20-11320-60	1290 x 800 x 1400mm	253.00 kg	3/N/PE, 400V, 60Hz, 7kW

Advantages:

- ▶ Smart creation and storage of test sequence programs for different types of mix
- ▶ Program sequence visually visible
- ▶ Storage of process-relevant test parameters (running time, wash cycles, drying cycles, temperatures, etc.)
- ▶ Error diagnosis on site or through remote maintenance via the Internet
- ▶ Changeover of solvents / program update e.g. B. possible via USB stick





**TOUCH
PANEL**

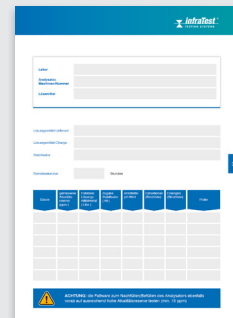
Advantages

- ▶ Multifunctional: Extracts normal and rubber-modified asphalt
- ▶ Optional automatic solvent wash cycle
- ▶ Two washing chambers, the first working on the washing drum principle and the second on the decanting principle


Asphalt Analyzer YOU! PG

EN 12697-1 - ASTM D 8159-2018 - AASHTO For extraction and binder content determination using non-flammable solvents. For the extraction of rubber modified asphalt.

	Dimension	Weight	Electrical data
20-11340	1290 x 960 x 1785mm	280.00 kg	400 V, 50 Hz, 3 P+N+PE, 8,5 kW
20-11340-60	1290 x 960 x 1785mm	280.00 kg	400 V, 60 Hz, 3 P+N+PE, 8,5 kW



Solvent Logbook



AREA 20 ASPHALT & BITUMEN

Extraction

ACCESSORIES for asphalt analyzer YOU



Sampling device

With gas displacement line and clamp tongs for rotary evaporator flasks 1 and 2 l mounted on the top of the recovery system (inlet from centrifuge). In addition, the additional option for the analyzer with a closed first wash cycle 20-1100E220 is recommended.



Technical data

Weight 1.30 kg

20-1100E200

Sampling device below

With gas displacement line and clamps for rotary evaporator flask 1 l for attachment to the drain cock of the recovery system on the asphalt analyzer (below)..

Technical specifications

Weight 1.50 kg

20-1100E210

Sampling to the rotary evaporator

From the ball valve of the distillation (newer Heidolph glass sets with GL-18 thread)

Technical data

Weight 1.50 kg


20-1100E215

Rack rotary evaporator

20-1100E216

Dissolve wash option

To increase efficiency and speed up the washing process. The inlet to the centrifuge can be closed using a manually operated



slide. A closed wash cycle with an adjustable duration of 3 to 15 minutes and an adjustable amount of solvent can then be run in advance under program control. The notification for unlocking appears automatically so that the inlet is opened manually and the further program sequence is released. The remaining washing time is thus significantly reduced.


20-1100E220

Option fully automatic solvent wash cycle

to the asphalt analyzer. The inlet of the washing chamber -> centrifuge can be closed by means of an electrically operated ball valve. A closed washing cycle with an adjustable duration of 3 to 15 minutes and an adjustable amount of solvent can then be run in advance via the program. After the time has elapsed, the inlet is opened automatically and the rest of the program is released. The concentrated bitumen/solvent mixture can then be drained off at the top of the recovery system drain valve. At the same time, the remaining washing time is significantly reduced.

Only in combination with 20-11000 / 20-11320.

20-1100E221



Washing drum

to the asphalt analyzer with replaceable stainless steel sieve body. The sealing cap 20-1106 is also required.

20-1110 Mesh size: 0.09 mm

20-1111 Mesh size: 0.075 mm

20-1112 Mesh size: 0.063 mm

Slingshot Sleeve

Ø 120 mm made of stainless steel



20-0330 for holding filler up to approx. 200 g.

20-0335 for holding filler up to approx. 300 g.

Inlay paper for centrifugal sleeve

20-0340



washing drum 2.5 kg

20-1113

Screen body

Replacement for washing drum.

20-1110SE10 0.09 mm to 20-1110

20-1111SE10 0.075 mm to 20-1111

20-1112SE10 0.063 mm to 20-1112

closing cover

For all infraTest washing drums.




Technical data

Weight 0.80 kg

20-1106

Washer PTFE pure white

D20-110088



AREA 20 ASPHALT & BITUMEN

Extraction

ACCESSORIES for asphalt analyzer *YOU*




Hopper

For hanging on the front of the washing chamber and for filling the washing drums 20-1110.. with pre-dissolved mix.

Technical data

Weight 3.10 kg

20-1109



Inlet strainer

20-11300E25

Dosing device stabilizer

20-11300E227

Filling funnel with plug-in coupling

And valve for direct filling of the analyzer centrifuge, e.g. B. from pycnometer flasks.



Technical data

Weight 1.20 kg

20-1118



For indoor and covered outdoor installation (not in direct sunlight) sufficient for the cooling water supply of up to 2 analyzers, extraction systems etc. Closed cooling water circuit with storage tank and electronic temperature control with digital display. When installed outdoors and the ambient temperature is $<0^{\circ}\text{C}$, a water/glycol mixture must be used as the cooling medium. The glycol content should not be less than 25 %. Appropriate installations must be made on site for this purpose.



Circulation cooling system

For reasons of corrosion protection and to avoid a biofilm, it is advisable to add antifreeze to the water (2xZ599.910)!

Dimension	735 x 720 x 930mm
Weight	130.00 kg
Electrical data	3/N/PE, 400 V, 50 Hz, 4.4 kW, 16 A
Water tank capacity	26L
Cooling capacity at an ambient temperature of 32°C	6.4 kW at a medium flow temperature of $+15^{\circ}\text{C}$
Permissible ambient temperature	-20 to $+42^{\circ}\text{C}$
Flow temperature	13.5 to 25°C
Air performance	4500 m^3/h
Pump flow rate	2 m^3/h
Pump head	3.1 bars

Circulation cooling system 60 Hz

For reasons of corrosion protection and to avoid a biofilm, it is advisable to add antifreeze to the water (2xZ599.910)!

Dimension	715 x 715 x 800mm
Weight	125.00 kg
Electrical data	220 V \pm -10%, 60 Hz, 5 kW, 3 / PE
Water tank capacity	26L
Cooling capacity at an ambient temperature of 37°C	2600/3900/6000 W at medium flow temperature $-10/0/10^{\circ}\text{C}$
Permissible ambient temperature	$+10$ to $+42^{\circ}\text{C}$
Pump head	3.1 bars

AREA 20 ASPHALT & BITUMEN

Extraction

Vacuum gauge

With plug-in coupling for checking the system tightness of the drying area of the asphalt analyzer.

Technical data

Weight 0.30 kg

20-1100E30

Extraction coupling supply center 4-pin

with 1.5 m fabric hose and plug-in coupling for connection to the analyzer.

20-9850E20

Extraction coupling supply center 3-pin

with 1.5 m fabric hose and plug-in coupling for connection to the analyzer.

20-9850E23



Insert tub

For cleaning small parts in the analyzer.

Technical data

Weight 1.00 kg

20-1100E250

Disposal trolley

20-9851



Supply and disposal wagons

Includes:

- ▶ 20-9850E30 Mobile collection tray with push handle (L940xW500xH1080 mm), galvanized steel with small parts container
- ▶ 20-9850E50 Barrel adapter for installation in the 2" socket of the used goods drum with 3 m transparent PTFE hose with shut-off valve and vacuum limiter to protect the used goods drum. Hose length can be individually adjusted by the customer
- ▶ Overfill indicator for mounting in the 3/4" socket of the used goods barrel with hose to the vacuum pump (included in 20-9850E50) ·20-9850E40 Vacuum pump with 2.5 m power cable mounted in the small parts container of the collection pan
- ▶ D20.10839 Barrel key for opening and closing the closure plugs of the used goods barrel
- ▶ 20-9850E23 Extraction coupling supply center 3-pin
- ▶ Optional assembly of a Woulff bottle 30 L used goods barrel, safetainer and withdrawal coupling 20-9850E20 not included.

Technical data

Weight 49.00 kg

20-9850

Kit connecting parts 1 consumer

From 20-1144 e.g. asphalt analyzer/ aut. Extraction plant.

Technical data

Weight	3.20 kg
--------	---------

20-1144E10

Kit connecting parts 2 consumers

From 20-1144 e.g. asphalt analyzer/ aut. Extraction system + other consumers eg 20-13... Vacuum rotary evaporator.

Technical data

Weight	6.50 kg
--------	---------

20-1144E20

Kit filling cooler at 20-1148

Required to fill the recirculating cooler in the weatherproof housing 20-1148.

Technical data

Weight	3.40 kg
--------	---------

20-1144E30

Weather protection housing for recirculating cooler

Made of galvanized sheet steel with lockable door for outdoor installation of 20-1144/20-11460.

RAL 7032 pebble grey. On the right is a service flap for easy filling and operation of the chiller. 20-1144E30 is also required to fill the cooler.



Technical data

Dimension	910 x 1010 x 1320mm
-----------	---------------------

Weight	107.00 kg
--------	-----------

20-1148

Fine filter water 90 µm

Both ends with hose nozzle 1/2 ".

Technical data

Weight	0.80 kg
--------	---------

20-1100E230

Drain rack for two flasks

Technical data


Weight	1.00 kg
--------	---------

20-1100E270

Glass flask wash insert RTFOT glasses

For cleaning up to 4 RTFOT glasses in the asphalt analyzer.

Analyzer must be equipped with the option Dissolving Wash 20-1100E220/E221.




Technical data

Weight	2.20 kg
--------	---------

20-1100E265

Glass flask wash insert

For cleaning up to 2 1000 ml evaporation flasks in the asphalt analyzer. Analyzer must be equipped with the option Dissolving Wash 20-1100E220/E221.



Technical data

Weight	2.10 kg
--------	---------

20-1100E260

AREA 20 ASPHALT & BITUMEN

Extraction


THE ASPHALT ANALYZER PURE MODULAR SYSTEM

Advantages:

- ▶ Space-saving due to new device arrangement
- ▶ New recovery process for gentle and economical solvent treatment
- ▶ New control concept for online adaptation to modern extraction tasks
- ▶ Modular structure in expandable expansion stages
- ▶ Pure module, MODA module for modified binding agents, Rota module with rotary evaporator with integrated oil bath, rinsing unit module
- ▶ Suitable solvents Tri, Per, Methylene
- ▶ Possibility of fully automated bitumen removal including further use in the Rota module in just a few simple steps
- ▶ Standardized module width of 650 mm
- ▶ Double heating bath with multi-stage temperature control

Wash chamber
module MODA

Recovery in the
PURE module





Wash chamber in
the PURE module



Sampling device in the PURE
module



Examples of the control concept



**Fully automatic
module ROTA**


**Washroom in the parts
cleaning module**



Asphalt analyzer PURE

Analyzer PURE, the new generation of the proven asphalt analyzer technology in a space-saving device design is ready to meet the most modern extraction requirements in the laboratory. The composition of the mixed goods and the modification of bitumen is becoming more and more diverse and is now more extensive than it was when the first generation of asphalt analyzers from infraTest was introduced. With the addition of glass fibers, rubber-modified bitumen and asphalt granules, the demands on the extraction and quantification of the mix have become more diverse and comprehensive. Along with the increased demands in the laboratory, infraTest wants to offer a new space-saving concept for testing asphalt mixtures.

The modular composition of the PURE analyzer extraction section allows standard extraction in half of the space that is conventionally required. This means that two basic modules or two modules that can be combined in different ways can be accommodated in one fume cupboard. The modular design also allows the combination of different modules as double, triple and quadruple units, which can also be integrated into an existing system at a later date.



Control concept

The intuitive and self-explanatory control concept allows the user in the laboratory to select and control all individual modules and the ongoing processes in real time. The extraction of the asphalt mixture, via the fully automatic separation of bitumen and solvents in the Rota module or the cleaning of bitumen-contaminated laboratory glassware in the rinsing unit module, including solvent management, can be provided via the innovative machine display with industrial control.

AREA 20 ASPHALT & BITUMEN

Extraction

THE ASPHALT ANALYZER PURE MODULAR SYSTEM

Asphalt analyzer PURE basic module

EN 12697-1 - ASTM D 8159-2018 - AASHTO For extraction and binder content determination using non-flammable solvents.

The system can be factory-programmed for the following solvents: trichlorethylene, tetrachlorethylene (perchloroethylene) or dichloromethane (methylene chloride). The asphalt mixture (up to 3.5 kg) is weighed into a sieve drum (20-1110..) and broken down into its components in the washing chamber using solvents and the use of ultrasound. The minerals remain in the sieve drum, binders, solvents and fillers are washed out and separated again in the attached centrifuge. The filler is held back in the centrifugal sleeve 20-0330 or 20-0335 and the binder/solvent are then separated again in the recovery plant by distillation. The solvent is collected in the storage tank for further use.

The asphalt analyzer PURE basic module is equipped with a new, indirectly heated recovery system, which enables even more careful and safer handling of the solvents used. The control and entries are made via the "Prof.EX 4.0" software. The graphical user interface enables easy operation for tests with standard materials as well as an extended interface for determining the extraction parameters for challenging materials. Minerals and fillers are automatically dried in the machine and are then available for sieve analysis/weighing. Centrifugal sleeves (20-0330 or 20-0335), washing drums 20-1110 ... and washing drum covers 20-1106 are also required for operation. To cool the system, a continuous cooling water supply with 5 to 8 l/min is required in the laboratory. at 3 bar and 10 to 15°C flow temperature or a closed cooling system 20-1144 required. Approx. 20 l of highly stabilized solvent are required for commissioning. Available with 15" screen for simultaneous control of the following modules:

- ▶ 20-11600E10 Washing device module MODA
- ▶ 20-11600E20 ROTA rotary evaporator module Only available in combination with at least one 20-11600E... module. Not available as a single module.

Technical data

Dimension	1300x960x1790mm
Weight	380.00 kg
Electrical data	400 V, 50 Hz, 3 P + N + PE, 7 kW

20-11600

Module ROTA

MODA module

Parts cleaning module




PURE basic module



The MODA and ROTA modules can only be used in combination with the PURE basic module 20-11600.



Central control via the PURE basic module



THE ASPHALT ANALYZER PURE MODULAR SYSTEM

Module washing device MODA

EN 12697-3 - ASTM D 8159-2018 - AASHTO For the extraction and determination of the binder content of modified asphalt building materials, in particular rubber-modified asphalt using non-flammable solvents, factory-programmed for: trichlorethylene, tetrachlorethylene (perchlorethylene).

The washing device module MODA can only be operated with the module asphalt analyzer Pure basic module. The asphalt mixture is loosened in the horizontal washing chamber by regular shaking and rinsing. Up to 3.5 kg can be filled for modified building materials. Rubber and floating components are suspended and separated by an overflow device. Undissolved floating components are collected on the scavenging ring.

The control and entries are made via the "Prof.EX 4.0" software on the asphalt analyzer PURE basic module. The graphical user interface enables easy operation for tests with standard materials as well as an extended interface for determining the extraction parameters for challenging materials.

The minerals remain in the strainer basket. Filler and the binder/solvent mixture are transferred to the centrifuge and recovery system of the basic module. Minerals and fillers are automatically dried in the machine and are then available for sieve analysis/weighing. The remaining suspended material is also dried on the flushing ring Incl. 1 set of wash bush and flushing ring 20-11600E523. A second set is recommended for continuous work.

The module is built on top of the basic module. No additional installation width is required. Supply is via the basic module. No additional power connection is required.

Technical data

Dimension	650x960x1790mm
Weight	91.00 kg
Electrical data	400 V, 50 Hz, 3 P + N + PE, 1.5 kW

20-11600E10

Module ROTA

MODA module

Parts cleaning module



PURE basic module



The MODA and ROTA modules can only be used in combination with the PURE basic module 20-11600.






The MODA module is an extension of the basic module and differs optically only in the attachment on the recovery.



Control of the MODA module via the PURE basic module



AREA 20 ASPHALT & BITUMEN

Extraction

THE ASPHALT ANALYZER PURE MODULAR SYSTEM



The MODA and ROTA modules can only be used in combination with the PURE basic module 20-11600.

Module rotary evaporator ROTA

EN 12697-3 For the fully automatic recovery of the binder after extraction. Here, the binder - solvent mixture from the recovery of the asphalt analyzer PURE basic module is introduced fully automatically into the evaporator flask of the integrated rotary evaporator. The module consists of a fully automatic rotary evaporator including glass set with linear and lifting drive, 2 heating baths with different controllable temperatures and the membrane vacuum pump installed in a stable module frame. The recovered solvent from the distillation is automatically diverted to either the solvent tank or the scrap bin. The rotary evaporator module can only be operated with the Pure basic module asphalt analyzer. The control and entries are made via the "Prof. EX 4 0" software on the asphalt analyzer PURE basic module. The graphical user interface enables easy operation and input. In particular, the temperature of the heating baths, the vacuum control, the horizontal and vertical traversing device and the times are specified.

Technical specifications:

- ▶ Evaporator drive 20 .. 280 rpm with digital display
- ▶ Glass set with vertical cooler
- ▶ evaporating flask 1000 ml
- ▶ 1000 ml receiving flask
- ▶ Heating bath temperature range 20 .. 210° C, accuracy +/- 1° C with overtemperature protection
- ▶ boiling temperature probe
- ▶ 2-stage vacuum pump, resistant to chemicals, ultimate pressure 7 mbar
- ▶ Vacuum controller · Condensate cooler
- ▶ vacuum valve
- ▶ Vacuum and water hose set



More dates

Dimension	650x960x1790mm
Weight	228.00 kg
Electrical data	400V, 50Hz, 16A

20-11600E20



Control via the PURE basic module



Solvent handling module for 20-11600

For use with base module 20-11600 in connection with the modules MODA, ROTA and stand 20-11600E50.

20-11600E40

AREA 20 ASPHALT & BITUMEN

Extraction

THE ASPHALT ANALYZER PURE MODULAR SYSTEM

Parts cleaning module PURE


For removing bitumen residues on small parts and glassware with non-flammable solvents (TRI, PER, methylene). The control and entries are made via the "Prof.EX 4.0" software. The 7" graphical user interface enables easy operation.

- ▶ Heated washing area approx. 500x300x300 mm with spray nozzles for inside and outside cleaning of up to 8 parts
- ▶ Collecting sieve at the solvent outlet for coarse dirt
- ▶ Integrated circulating air drying at the end of the process
- ▶ Variable process control via integrated PLC with changeable rinsing and drying times
- ▶ Connections for solvent supply and disposal
- ▶ Various insert frames are optionally available

Technical data

Dimension	650x960x1790mm
Weight	193.00 kg
Electrical data	400 V, 2 kW, 50 Hz, 3 P+N+PE

20-11604




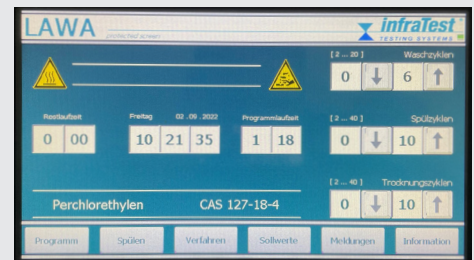
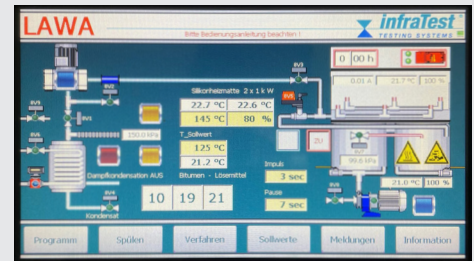
**PURE basic
module**



The MODA and ROTA modules can only be used in combination with the PURE basic module 20-11600.



Steering



AREA 20 ASPHALT & BITUMEN

Extraction

The modular system
PURE can be combined
in **various variants**.



HIGHLIGHT

Indirect Recovery

Gentle treatment of the solvent through indirect recovery. The recovery is equipped with a double-walled tank. The heat treatment is carried out using a water reservoir. This means that the solvent does not come into direct contact with the heat and is gently heated.






AREA 20 ASPHALT & BITUMEN

Extraction

ACCESSORIES

for PURE MODULAR SYSTEM



Closing cover

For washing drum.



Technical data

Weight 0.80 kg

20-1106

Slingshot Sleeve

Ø 120 mm made of stainless steel.



20-0330 for holding filler up to approx. 200 g.

20-0335 for holding filler up to approx. 300 g.



Washing drum

to the asphalt analyzer with replaceable stainless steel sieve body. The sealing cap 20-1106 is also required.

20-1110 Mesh size: 0.09 mm

20-1111 Mesh size: 0.075 mm

20-1112 Mesh size: 0.063 mm

Test case

For trichlorethylene and perchlorethylene. Defective solvent will lead to malfunctions in the extraction and damage to the equipment. For this reason, only highly stable solvents should be used for extraction. This should be checked regularly for the pH value and the alkalinity reserve using this test kit.



Technical data

Weight 2.20 kg

20-1190



Washing drum 2.5 kg

20-1113


Stabilizer TRI

Container 1000 ml for post-stabilization of the solvent. Only suitable for the post-stabilization of HI-TRI-SMG from DOW.

Technical data

Weight 1.50 kg

20-1195



Stabilizer PER

For perchlorethylene (tetrachlorethylene). Container 1000 ml for post-stabilization of the solvent.

Technical data

Weight 1.50 kg

20-1197G PROSTAB

20-1197S PER

Refill Pack 3 (Reagent 3)

For determining the pH-alkaline value Tri and Per. consisting of:

- ▶ Reagent 3 250mL x 3

Technical data

Weight 0.20 kg

20-1194

Refill Pack 1 (Reagent 1, 2 + 3)

For determining pH alkalinity value tri and per, consisting of:

- ▶ Reagent 1 15mL
- ▶ Reagent 2 250mL
- ▶ Reagent 3 250ml

Technical data

Weight 0.80 kg

20-1191

Refill pack 2 (reagent 1 + 2)

For determining pH alkalinity value tri and per, consisting of:

- ▶ Reagent 1 15mL
- ▶ Reagent 2 250 ml 2 x

Technical data

Weight 0.80 kg

20-1193

AREA 20 ASPHALT & BITUMEN

Extraction

ACCESSORIES

for PURE MODULAR SYSTEM



Removal coupling SAFE-TAINER 4-pin

Suitable for 33 and 54 l Safe-Tainer. Complete with foot pump, valves and 1.5 m connection hose with connection coupling for filling the asphalt analyzer.

Technical specifications

Weight 2.00 kg

20-9800

Removal coupling SAFE-TAINER 3-pin

suitable for 33 and 54 l Safe-Tainer. Complete with foot pump, valves and 1.5 m connection hose with connection coupling for filling the asphalt analyzer.

Technical specifications

Weight 2.00 kg

20-9805

Extraction coupling supply center 4-pin

with 1.5 m fabric hose and plug-in coupling for connection to the analyzer.

Technical specifications

Weight 2.00 kg

20-9850E20

Extraction coupling supply center 3-pin

with 1.5 m fabric hose and plug-in coupling for connection to the analyzer.

Technical specifications

Weight 2.00 kg

20-9850E23



Supply and disposal wagons


Includes:

- ▶ 20-9850E30 Mobile collection tray with push handle (L940xW500xH1080 mm), galvanized steel with small parts container
- ▶ 20-9850E50 Barrel adapter for installation in the 2" socket of the used goods drum with 3 m transparent PTFE hose with shut-off valve and vacuum limiter to protect the used goods drum. Hose length can be individually adjusted by the customer
- ▶ Overfill indicator for mounting in the 3/4" socket of the used goods barrel with hose to the vacuum pump (included in 20-9850E50) · 20-9850E40 Vacuum pump with 2.5 m power cable mounted in the small parts container of the collection pan
- ▶ D20.10839 Barrel key for opening and closing the closure plugs of the used goods barrel
- ▶ 20-9850E23 Extraction coupling supply center 3-pin
- ▶ Optional assembly of a Woulff bottle 30 L used goods barrel, safetainer and withdrawal coupling 20-9850E20 not included.

Technical data

Weight 49.00 kg

20-9850



Vacuum pump with assembly parts

for retrofitting to the mobile collection trays 20-9851E10 or 20-9850E30.

20-9850E40

Vacuum extraction coupling

consisting of:

- ▶ Barrel adapter for installation in the 2" socket of the used goods barrel with 3m transparent PTFE hose with shut-off valve and vacuum limiter to protect the used goods barrel. Hose length can be individually adjusted by the customer
- ▶ Overfill indicator for installation in the 3/4" socket of the used goods barrel
- ▶ A vacuum pump is also required

20-9850E50

Bitumen washing machine collection bottle

Includes:

- ▶ 5 L glass bottle, plastic-coated
- ▶ Connecting elements to the bitumen washing machine
- ▶ Ball valves for removing used goods
- ▶ small parts and tubing

A software update may also be required.

Technical specifications

Weight	2.00 kg
--------	---------

20-9853



Collecting bottle solvent rotary evaporator



For use in an enclosure and to return the solvent to the waste container or, as an option, to the analyzer via a hose line.

Contains:

- ▶ 5 L glass bottle, plastic-coated
- ▶ Special funnel
- ▶ Valves and hose line to the used goods container
- ▶ Accessories for solvent transfer to the fresh goods connection analyzer consisting of hose line with plug-in coupling and shut-off valve, see 20-9854E10.

Technical specifications

Weight	2.70 kg
--------	---------


20-9854

AREA 20 ASPHALT & BITUMEN

Extraction

ACCESSORIES

for PURE MODULAR SYSTEM



Filter-extraction centrifuge 1500/3000 g

EN 12697-1 - EN 13108 - ASTM D 2172 - AASHTO T 164 For extraction of asphalt mixture using filter paper and centrifuge. Determination of binder content using the difference method. Speed adjustable up to 3600 rpm. Drain pan and hood as well as filter paper must be ordered separately.

Technical data

Weight	50.00 kg
Electrical data	230V, 50/60Hz

20-12000

Filter-extraction centrifuge 1500 g - 60 Hz

ASTM D 2172 - AASHTO T 164 For the extraction of asphalt mixture using filter paper and centrifuge. Speed adjustable up to 3000 rpm.

Technical data

Weight	49.00 kg
Electrical data	230V, 60Hz

20-1200-60



Distillation Plant

For the recovery of non-flammable solvents from bitumen etc. The contaminated solvent is heated in the storage chamber. The volatile solvent is then cooled down again via a water-operated cooling coil and settles in the storage chamber. Hourly output approx. 10 l. Incl. overtemperature protection and level indicator.

		Weight	Electrical data
20-1250	10 l/h	20 kg	230V, 50/60Hz, 1.2kW
20-1260	40 l/h	31 kg	230 V, 50/60 Hz, 3.5 kW

Evaporation flask NS 29/32

20-1300.1	1000ml
20-1300.7	2000ml
20-1300.10	3000ml



Piston clamp NS29

20-1300.11

Receiving flask KS35

20-1300.12	1000 ml with tap
20-1300.2	1000ml
20-1300.3	2000ml



Cork ring for evaporating flasks 1000 - 2000 ml

OD 140mm

Technical data

Weight 0.07 kg

20-1300.4

Wire clip 29/32 for evaporating flasks

Technical data

Weight 0.01 kg

20-1300.8

Metal clip with locking mechanism

For evaporating/receiving flasks.

Technical data

Weight 0.01 kg

20-1300.9



Vacuum rotary evaporator

An operating concept reduced to the essentials: clear and always with direct access to the basic parameters of rotation speed and heating bath temperature.

Vacuum rotary evaporator

EN 12697-3 motor lift model with transparent G1 diagonal radiator Includes:

- ▶ Evaporator drive with infinitely variable speed from 10 to 280 rpm
- ▶ Digital display of speed and bath temperature
- ▶ A heating bath with temperature controller from 20 - 210° C
- ▶ A motor jack for raising and lowering the glass set
- ▶ Glass set complete with diagonal condenser and 1000 ml evaporating and receiving flask

20-13000

Vacuum rotary evaporator

EN 12697-3 Motor Lift Model with G3 Vertical Cooler Includes:

- ▶ Evaporator drive with infinitely variable speed from 10 to 280 rpm
- ▶ Digital display of speed and bath temperature
- ▶ A heating bath with temperature controller from 20 - 210° C
- ▶ A motor jack for raising and lowering the glass set
- ▶ Glass set complete with space-saving vertical condenser as well as 1000 ml evaporating and receiving flasks

20-13030

Vacuum rotary evaporator

EN 12697-3 hand lift model with G1 diagonal radiator Includes:

- ▶ Evaporator drive with infinitely variable speed from 10 to 280 rpm
- ▶ Digital display of bath speed and temperature
- ▶ A heating bath with a temperature controller of 20 - 210 C°
- ▶ A lifting tripod for raising and lowering the glass set
- ▶ Glass set complete with diagonal condenser and 1000 ml evaporating and receiving flask

20-13010

Vacuum rotary evaporator

EN 12697-3 motor lift model with transparent, plastic-coated G3 XL vertical cooler: 2,200 cm² cooling surface for maximum evaporation performance! Contains:

- ▶ Evaporator drive with infinitely variable speed from 10 to 280 rpm
- ▶ Digital display of speed and bath temperature
- ▶ A heating bath with temperature controller from 20 - 210° C
- ▶ A motor jack for raising and lowering the transparent, plastic-coated glass set
- ▶ Plastic coated glass set complete with space-saving XL vertical cooler (2,200 cm cooling surface for maximum evaporation performance!) as well as 1000 ml evaporating and receiving flask.

20-13040

Heating bath liquid

5 l container for the oil bath rotary evaporator.

20-1300E86	170°C
20-1300E87	220°C

Rotary evaporator set with vacuum unit

EN 12697-3 For recovery of the binder after extraction.

Contains:

- ▶ Evaporator drive with motor lifting stand
- ▶ Glass set with vertical condenser and evaporating and receiving flasks each 1000 ml with coating against glass breakage
- ▶ Heating bath for water or oil
- ▶ Diaphragm vacuum pump with automatic vacuum control using a digital controller with 3 digital displays for actual value, setpoint and operating mode. Programming possibility of ramp functions.

Thermal oil for the oil bath is also required. Technical specifications:

- ▶ Evaporator drive 10 .. 280 rpm with digital display
- ▶ Glass set with vertical cooler
- ▶ evaporating flask 1000 ml
- ▶ 1000 ml receiving flask
- ▶ Heating bath temperature range 20 .. 210°C, accuracy +/- 1°C with overtemperature protection
- ▶ boiling temperature probe


- ▶ 2-stage vacuum pump, resistant to chemicals, ultimate pressure 7 mbar
- ▶ vacuum controller
- ▶ condensate cooler
- ▶ vacuum valve
- ▶ Wouff bottle
- ▶ Vacuum and water hose set

Technical data

Weight	25.00 kg
Electrical data	230V, 50Hz, 1400W

20-13050

Glass set complete, available in three variants (G1, G3, G3 XL)



AREA 20 ASPHALT & BITUMEN

Extraction

Digital vacuum gauge

For absolute pressure measurement 0 - 1300 mbar, resolution 0.1 mbar. Switchable pressure units bar, mbar etc. with piezoresistive absolute pressure sensor and 4 mm connection sleeve. Battery operation 9 V.



Technical data

Weight 0.17 kg

20-1312

Woulff bottle 500 ml with shock protection and 3 necks



Technical data

Weight 0.33 kg

20-1315

Woulff bottle 500 ml

With two GL-threaded necks for use with 20-1320.



Technical data

Weight 0.40 kg

20-1316

Vacuum control and display device

Standing model or for wall mounting with manometer, absolute display 0-1200 mbar, fine adjustment valve and inlet and outlet nozzles. A Woulff bottle 20-1316 can be attached to the lower part and a digital vacuum gauge 20-1312 to the upper part.



Technical specifications

Weight 4.30 kg

20-1320



Pycnometer Rolling Device

For expelling the air from pycnometer bottles. Sheet steel housing designed as a drip pan at the bottom with a hinged lid and adjustable angle of inclination. Electric drive with variable speed 40 .. 60 rpm. with 4 support rollers for 3 pycnometer bottles from 500 to 2000 ml.

Technical data

Dimension	350x350x950mm
Weight	35.00 kg
Electrical data	230V, 50Hz

20-1350



Pycnometer Rolling Device

For expelling the air from pycnometer bottles. Sheet steel housing designed as a drip pan at the bottom with a hinged lid and adjustable angle of inclination. Electric drive with variable speed 40 .. 60 rpm. with 7 support rollers for pycnometer bottles from 500 to 2000 ml.

Technical data

Dimension	350x350x1350mm
Weight	47.00 kg
Electrical data	230V, 50Hz

20-1360



Bottle rolling device

EN12697-5 – EN 12697 - 11 For testing the affinity using glass bottles 500 ml 99-0012 and for expelling air from pycnometer bottles. Sheet steel housing designed as a drip pan at the bottom with a hinged lid and adjustable angle of inclination. Electric drive with variable speed 40 .. 60 rpm. with 5 collecting rollers for glass bottles 99-0012 or pycnometer bottles of 500 and 1000 ml.

Technical data

Dimension	350x350x950mm
Weight	37.00 kg
Electrical data	230V, 50Hz

20-1352



Bottle rolling device

EN 12697-5 – EN 12697-11 For testing the affinity using glass bottles 500 ml 99-0012 and for expelling air from pycnometer bottles. Sheet steel housing designed as a drip pan at the bottom with a hinged lid and adjustable angle of inclination. Electric drive with variable speed 40 .. 60 rpm. with 8 collecting rollers for glass bottles 99-0012 or pycnometer bottles of 500 and 1000 ml.

Technical specifications

dimension	350x350x1350mm
Weight	48.00 kg
electrical data	230V, 50Hz

20-1362

Pycnometer calibrated

EN 12697-5 Consisting of wide-necked bottle with attachment, both numbered and record of the calibrated volume.



20-1370	500ml	0.30kg
20-1375	1000ml	0.60kg
20-1380	2000ml	0.95kg

Wide-mouth bottle

with standard ground joint.
Duran glass.



20-1385	500 ml with ground joint SGJ 45/60	0.30 kg
20-1392	1000 ml with ground joint SGJ 60/46	0.60 kg
20-1395	2000 ml with ground joint SGJ 60	0.95 kg
20-1397	5000 ml with ground joint SGJ 85/55	

Octagonal Lid Stopper Glass



20-1393	SGJ 60/45	0.10 kg
20-1394	SGJ 29/32	0.09 kg

Laboratory glass bottle 5000 ml

Technical data

Weight	1.70 kg
--------	---------

20-1398

Pycnometer attachment

With measuring mark on the neck



20-1400	SGJ 45/27	0.09 kg
20-1405	SGJ 60/37	0.13 kg
20-1407	SGJ 85/55	0.26 kg

AREA 20 ASPHALT & BITUMEN

Extraction

Filling funnel

Made of aluminium.



20-1410 SGJ 45 0.10 kg

20-1415 SGJ 60 0.15 kg

Density hydrometer

With thermometer 0..+35° C..



Technical specifications

Weight 0.05 kg

20-1419 Density measurement range 1,200 to 1,300 g/cm³.

20-1420 Density measurement range 1,300 to 1,400 g/cm³.

20-1422 Density measuring range 1,400 to 1,500 g/cm³.

Stainless steel vacuum container

EN 12697-5 - ASTM D 2041 - AASHTO T 209



For venting pycnometer bottles for determining the bulk density of asphalt mix using water. Design for 4 1000 ml pycnometer bottles or 3 2000 ml bottles. The lid, which can be removed using a quick-release fastener, is equipped with a sight glass Ø 150 mm. Equipped with a support grid inside, a vacuum pressure gauge with a 5 mm hose nozzle for connecting a vacuum pump and a ventilation valve.

Technical data

Weight 8.80 kg

Container Ø inside 315mm

Height approx. 270mm

Max. permissible negative pressure 15 mbar

20-1435

Stainless steel vacuum container

EN 12697-5

For venting pycnometer bottles for determining the bulk density of asphalt mix using water. Design for 3 1000 ml pycnometer bottles or 1 piece 2000 ml. Removable lid with quick-release fastener.

Equipped with a grate inside, one with a 5 mm hose nozzle for connecting a vacuum pump and a ventilation valve.



Technical data

Weight 6.00 kg

Container Ø inside 250mm

Height approx. 270mm

Max. permissible negative pressure 15 mbar

20-1436



Diaphragm vacuum pump

Chemical-resistant design. Pumping speed: 2.3 m³/h, final pressure <8 mbar.

Technical specifications

Weight 10.80 kg

electrical data 230V, 50/60Hz

95-2475



Vacuum control device

EN 12697-5 - EN 12697-12 With digital display and microprocessor for controlling a vacuum pump 95-2475 for experiments on -Recovery of the binder with the rotary evaporator EN 12697/3 · Apparent density test according to EN 12697/5 · Determination of water sensitivity according to EN 12697/12 The device enables in 2 operating modes the generation of a vacuum in 3 preselectable levels from 1000 to 20 mbar. A preselectable monitoring and cycle time of 0 - 99.99 h/min/s can be preselected for each pressure stage. Operating mode 1 is used for tests according to EN 12697/5 and EN 12697/12 (standard levels 700-200-30 mbar). The preselected pressure of the respective stage is approached and the vacuum pump is switched off. After the cycle time has expired, the vacuum pump is switched on again and the next pressure stage is started. Operating mode 2 is used for tests according to EN 12697/3. The pressure is regulated in each pressure stage according to the set switching points. The vacuum pump 95-2475, the container for raw density or water sensitivity 20-1435... and the rotary evaporator 20-13000... are not included in the scope of delivery and are also required to carry out the experiment.

Technical data


Weight	4.50 kg
Electrical data	230 V, 50/60 Hz, 0.5 kW

20-1437



AREA 20 ASPHALT & BITUMEN

Marshall



Marshall Compactor

ASTM D 1559 - ASTM D 6926-10 - AASHTO T 245
Consisting of frame with wooden anvil and mold set holding device as well as drop hammer with drop weight. Without forms see 20-1480.. below

Technical data

Weight	51.00 kg
--------	----------

20-1450

Automatic Marshall Compressor

ASTM D 1559 - ASTM D 6926 - AASHTO T 245 - NF P98 251-2 Consisting of a frame with a wooden block, a stable holding device for the set of molds and a lifting device for the drop hammer. The drop weight is lifted by a chain and an electric gear motor. The number of impacts is set on a preset counter. After reaching the preselected number of impacts, the motor stops automatically. Specimen diameter 101.6 mm Without concrete base and forms - see 20-1480... Formwork box for concrete filling: 200 x 160 x 300 mm.

Technical data

Dimension	550x460x1350mm
Weight	95.00 kg
Electrical data	400 V, 50 Hz, 3 P+N+PE

20-1471

Impact compressor

EN 12697-30 B With wooden anvil. Base frame with mold box lower part for on-site filling with concrete and wooden anvil with base plate and stable eccentric clamping device for the set of molds including pull-up device for the drop hammer. The drop weight is lifted by a chain and an electric gear motor. The desired number of impacts is set on a preset counter. This stops the motor automatically after reaching the number of impacts. (delete pt). Without forms - see 20-1550...

Technical data




Dimension	540x520x1970mm
Weight	126.00 kg
Electrical data	3/N/PE, 400V, 50Hz

20-1475



AREA 20 ASPHALT & BITUMEN

Marshall



Advantages

- ▶ Automated test procedure
- ▶ Window for monitoring the process
- ▶ More flexibility through sample production according to different standard specifications
- ▶ Quick release for reliable and efficient sample clamping
- ▶ Stable stand for precise sample formation
- ▶ User-friendly control panel

Impact compressor Marshall

EN 12697-30 A Frame with steel anvil, protective door and stable clamping device for the mold set. The drop weight is lifted by a chain and an electric gear motor. The desired number of impacts is set on a preset counter. This automatically stops the motor after the number of impacts has been reached. When the clamping device is opened, the drop hammer is automatically raised to enable easy turning or removal of the mold set. Without forms - see 20-1550..

Technical data

Dimension	600x620x2400mm
Weight	300.00 kg
Electrical data	3/N/PE, 400V, 50Hz

20-1500

**Impact compressor Marshall 101.2/152.4 GOST**

GOST 110-2016 - ASTM D 5881-09 universal device for Marshall samples Ø 101.6 and 152.4 mm. Frame with steel anvil, protective door and stable clamping device for the mold set. The drop weight is lifted by a chain and an electric gear motor. The desired number of impacts is set on a preset counter. This automatically stops the motor after the number of impacts has been reached. When the clamping device is opened, the drop hammer is automatically raised to enable easy turning or removal of the mold set. Complete with interchangeable drop hammer for specimens 101.4 mm, but without molds - see 20-1481.. (152.4 mm) or 20-14800.. (101.6 mm)... Drop hammer 152.6 mm see 20 -1525.

Technical data

Weight	349.00 kg
Electrical data	230 V, 50/60 Hz, 1 P+N+PE

20-1506

Impact compactor Marshall 100/150

EN 12697-30 A universal device for Marshall samples Ø 100 and 150 mm. Frame with steel anvil, protective door and stable clamping device for the mold set. The drop weight is lifted by a chain and an electric gear motor. The desired number of impacts is set on a preset counter. This automatically stops the motor after the number of impacts has been reached. When the clamping device is opened, the drop hammer is automatically raised to enable easy turning or removal of the mold set. Complete with interchangeable drop hammer for specimens 100 mm, but without molds - see 20-1540.. (150 mm) or 20-1550.. (100 mm)... Drop hammer 150 mm see 20-1520.

Technical data

Weight	349.00 kg
Electrical data	1/N/PE, 230V, 50/60Hz

20-1505

AREA 20 ASPHALT & BITUMEN

Marshall

ACCESSORIES

for Marshall compressors



Falling hammer complete

To Marshall Compressor 20-1470.

Technical data

Weight 10.00 kg

20-1470E10

Kit drop hammer cpl.

Technical data

Weight 8.00 kg

20-1475E20

Base plate for 20-1450/70




Technical data

Weight 2.70 kg

20-1480

Base plate Marshall 152.4 mm

ASTM D 5881-07a (2013) With grab handles for 20-1505.




Technical data

Weight 2.80 kg

20-1481

Top piece for 20-1450/70



Technical data

Weight 1.90 kg

20-1482

Top piece for 20-1471 Ø 101.6 mm

Australia.

Technical data

Weight 1.90 kg

20-14822

Base plate for 20-1471

ASTM D 6926-2010 - GOST 110-2016.

Technical data

Weight 1.20 kg

20-14800

Top piece for 20-1471

ASTM D6926-2010 - GOST 110-2016.

Technical data

Weight 1.90 kg


20-14820

Top piece Marshall 152.4 mm

ASTMD 5581-07a To 20-1505.

Technical data

Weight 2.30 kg



20-1483

Form cylinder Marshall

ASTMD 6926-2010 - GOST 110-2016.

Technical data

Weight 1.30 kg



20-1485

Marshall forme cylinder Ø 152.4 mm

ASTMD 5581-07a (2013).

Technical data

Weight 2.70 kg



20-1487

Heating plate for Marshall monkeys

Heavy cast iron heating plate.

On/off switch with indicator light on the handle Diameter:

Ø 120 mm (heating plate)

Cable length 70 cm Handle length 110 mm.



Technical specifications

Weight 1.00 kg

Electrical data max 650W, 230V, 50Hz

20-15100

Monkey

for the production of marshall samples Ø 150 mm, suitable for 20-1505.

	Weight kg	Norm
20-1520	15.00	EN
20-1525	15.00	ASTM/GOST



AREA 20 ASPHALT & BITUMEN

Marshall

ACCESSORIES

for Marshall compressors



Measuring device compressibility

Additional equipment with corresponding adaptation parts for 20-1470/20-1475/20-1500 or 20-1505 for determining the compactibility of rolled asphalt via the change in thickness. A Windows computer is required for operation.

Contains:

- ▶ Displacement sensor 50 mm, Gen. +/- 0.15 %
- ▶ Impact detection microphone
- ▶ Electronics table housing with evaluation electronics and interface V 24/RS 232 C
- ▶ Software under Windows for carrying out tests
Complete with test database according to the work instructions.

Technical specifications

Weight 5.80 kg

20-1530

Base plate Marshall


with handles for 20-1475/20-1500/20-1505.



20-1540 Ø 150 mm 6.50 kg

20-1550 Ø 100 mm 3.30 kg

Top piece




20-1542 to 20-1505. 2.60 kg

20-1552 to 20-1475/20-1500/05. 2.00 kg

Form cylinder

EN 12697-30 for 20-1475/20-1500/20-1505.



20-1545 Ø 150 mm 2.90 kg

20-1555 Ø 101.6 mm 1.60 kg

Filling funnel Marshall 101.6 mm



Technical specifications

Weight 0.20 kg

20-1557

Soundproof cabin

For the Marshall compaction device 20-1471/75 / 20-1500/05. Stable design made of coated wooden panels with large-area insulation on the inside and lockable door.



Technical data

Dimension 900x900x2200mm

Weight 140.00 kg

20-1570

Hydraulic dispenser

For squeezing Marshall specimens out of forme cylinders 20-1485/20-1555.



Technical data

Weight 24.20 kg

20-1590

Marshall dispenser 50 kN, electro-hydraulic

As a table model for Marshall bodies EN 12697-30.

- ▶ Easy to use thanks to spring return (no need to push back the cylinder)
- ▶ Stroke 150mm
- ▶ Operation by foot switch, hydraulic unit separated from the squeezing device for easier transport and better storage space
- ▶ Ejection stamp and counter ring for specimens Ø 101.6 mm



Technical data

Dimension approx. (stamp with frame)	Ø 275 x 530 mm
Tank capacity	5 liters
Dimension	350x200x550mm
Weight	65.00 kg
Electrical data	3 Ph/N /PE 50Hz 400V, 1.8kW

20-1595

Marshall dispenser 100/150 50 kN, electro-hydraulic

As a table model for Marshall bodies EN 12697-30.

- ▶ Easy to use thanks to spring return (no need to push back the cylinder)
- ▶ Stroke 150mm
- ▶ Operation by foot switch, hydraulic unit separated from the squeezing device for easier transport and better storage space
- ▶ Ejection stamp and counter ring for specimens Ø 101.6 mm and Ø 150 mm

Technical data

Dimension approx. (stamp with frame)	Ø 275 x 530 mm
Tank capacity	5 l
Dimension	350x200x550mm
Weight	70.00 kg
Electrical data	3Ph /N /PE, 50 Hz, 400 V, 1.8 kW

20-1596

Storage plate

for cooling and storing Marshall specimens.



20-1600	6-places	4.10 kg
---------	----------	---------

20-1605	9-places	6.00 kg
---------	----------	---------

Suspension device

made of stainless steel for underwater weighing of Marshall specimens.



20-1610	100mm
---------	-------

20-1612	150mm
---------	-------

AREA 20 ASPHALT & BITUMEN

Marshall

Marshall Water Bath

EN 12697-34 - ASTM D 6927 -
ASTM D 5581 - AASHTO T 245
- EN 12697-23 Made of stainless
steel with insulation, cover, floor
grid and circulation pump. Bath
dimensions 590x350x220 mm, capacity 5 l. Electric
heating with PID controller and actual temperature
display up to 95° C.



Technical specifications

Dimension	679 x 554 x 398mm
Weight	30.00 kg
Electrical data	230 V, 50-60 Hz, 2.8 kW

20-16200

Marshall water bath


EN 12697-34 - ASTM D 6927 -
ASTM D 5581 - AASHTO T 245
- EN 12697-23 Made of stainless
steel with insulation, cover, floor
grid and circulation pump. Bath
dimensions 590x350x220 mm, capacity 45 l. Electric
heater with PID controller and actual temperature
display up to 95°C.



Technical specifications

Dimension	800x570x380mm
Electrical data	230V, 50-60Hz, 2.8kW

20-16205






AREA 20 ASPHALT & BITUMEN


Marshall

COMPRESSION TESTING MACHINES

Testing the resistance to plastic flow



Item number	20-1650	20-1672	20-1672-60
	Marshall Compression Testing Machine 30kN	Marshall compression testing machine 30 kN-PC	Marshall compression testing machine 30 kN-PC
Electrical data	3/N/PE, 400V, 50Hz, 0.3kW	3/N/PE, 400V, 50Hz, 0.3kW	230V, 60Hz, 0.3kW
Weight	156.00 kg	154.00 kg	154.00 kg
Dimension	780x360x1830mm	780x360x1480mm	780x360x1480mm
	Asphalt: Marshall	Asphalt: Marshall, Indirect Tensile Test	Asphalt: Shearing SCB, DSK, PNST



35-5100	35-5110	35-5115
Universal testing machine 50 kN	Universal testing machine 100 kN	Universal testing machine 200 kN
230V, 50Hz, 0.25kW	230V, 50Hz, 1.20kW	230V, 50Hz, 1.20kW
153.00 kg	830.00 kg	830.00 kg
1900x500x380mm	2400x500x380mm	2300x500x380mm
Universal application for asphalt, soil, cement and KRL	Universal application for asphalt, soil, cement and KRL	Universal application for asphalt, soil, cement and KRL

Marshall Compression Testing Machine 30 kN

ASTM D 1559 - AASHTO T 245 two-column standing model with electric motor and central spindle drive with 50.8 mm/min. feed rate. Hydraulic force measuring device with manometer Ø 250 mm and drag pointer for maximum value display. Including overload and travel limit switches as well as Marshall shear form, setting caliber and flow meter with holder.

Technical data

Dimension	780 x 360 x 1830 mm
Weight	156.00 kg
Electrical data	3/N/PE, 400 V, 50 Hz, 0.3 kW

20-1650

Advantages

- ▶ User-friendly control panel
- ▶ More flexibility through the use of different inserts
- ▶ Occupational safety through automation
- ▶ High-precision load measurement with manometer

ACCESSORIES

See the following page for accessories



Marshall Compression Testing Machine 30 kN-PC

EN 12697-34 - ASTM D 1559 - AASHTO T 245 - GOST 12801-98

Two-column standing model with electric motor and central spindle drive with 50.8 mm/min. feed rate. Version with electronic force and displacement transducer 50 x 0.01 mm and microprocessor electronics with RS 232 C/V24 interface for transferring test data to a PC. Including control and data transmission software UNIPRESS under Windows with integrated test database, online graphics on the screen and additional evaluation software Marshall (optionally according to EN 12697/34, SN671969b, ASTM...). The software allows for the entry of Marshall sample heights and the output of stability and flow value averaging from 1 to 4 samples. Any printer supported by Windows can be used for log output. Including overload and travel limit switches as well as Marshall shear form, setting caliber and holder for displacement transducers.

Technical data

Dimension	780x360x1480mm
Weight	154.00 kg

20-1672 3/N/PE, 400V, 50Hz, 0.3kW

20-1672-60 230V, 60Hz, 0.3kW

Advantages

- ▶ User-friendly control panel
- ▶ More flexibility through the use of different inserts
- ▶ Occupational safety through automation
- ▶ Load measurement with PC Real-time recording of measurement data



SOFTWARE PACKAGES

Evaluation software
DIN 1996

90-0330

Evaluation software
ASTM D 1559

90-0330

Evaluation soft-
ware EN 12697-34

90-0330EN

Evaluation software
PNST 179

90-0330PNST

AREA 20 ASPHALT & BITUMEN

Marshall

Universal testing machine 50 kN

EN 12697-34 - AASHTO T 245 - ASTM D 1559-2166
DIN 18136 For displacement-controlled Marshall, CBR tests etc. as well as force-controlled tests with an additional option. Standing model in two-column design with electronic force transducer, flanged to the testing machine crosshead and adjustable electronic displacement transducer 50 mm. The machine is driven by a stepper motor with central spindle and pressure plate below. The control and measurement data acquisition takes place via an integrated microprocessor electronics with serial interface and Windows software UNIPRESS with the following main functions:

- ▶ Integrated test database
- ▶ Real-time graphic force/displacement or force/time
- ▶ Programmable for custom attempts
- ▶ Automatic zeroing
- ▶ Breakage detection with preselectable switch-off criteria
- ▶ Calibration mode Integrable special evaluation software for Marshall, CBR etc. available on request.


Not suitable for tensile tests. A PC is required for operation.



Technical specifications

Dimension	760x350x1620mm
Weight	153.00 kg
Electrical data	230V, 50Hz, 0.25kW
Test force max.	50kN
Grade 1	EN7500-1
Feed rate	0.001 to 51mm/min
Displacement measuring range	0 to 50 x 0.01mm
Printing plate stroke	90mm
Pressure plate diameter	Ø 250mm
Test room height	325mm
Clear Width Columns	350mm

35-5100



Universal testing machine 100 kN

EN 12697-34 - AASHTO T 245 - ASTM D 1559-2166 DIN 18136

For path-controlled Marshall, CBR tests, etc., as well as, with an additional option, force-controlled test types and tensile tests. Free-standing model in four-column design with electronic force transducer, flanged to the movable testing machine crosshead and electronic displacement transducer for measuring the crosshead displacement. The machine is driven by a quartz-precise stepper motor with two ball screws. Complete with integrated displacement measuring device 0.01 mm over the entire travel as well as additional displacement transducer with connecting cable and holder, measuring range 50 mm, accuracy 0.01 mm. The control and measurement data acquisition takes place via an integrated microprocessor electronics with serial interface and Windows software UNIPRESS.

- ▶ Integrated test database
- ▶ Real-time graphic force/displacement or force/time
- ▶ Programmable for custom attempts
- ▶ Automatic zeroing
- ▶ break detection
- ▶ calibration mode

A PC is required for operation.

Technical specifications

Dimension	980x600x1915mm
Weight	840.00 kg
Electrical data	230V, 50Hz
Test force max.	100kN
Grade 1	EN7500-1
Feed rate	0.001 to 100mm/min
Displacement measurement accuracy	0.01mm
Pressure plate diameter	300mm
Test space dimension	470x470mm
Test room height movable	0 to 550mm

35-5110

AREA 20 ASPHALT & BITUMEN

Marshall

Universal testing machine 200 kN

EN 12697-34 - AASHTO T 245 - ASTM D 1559-2166
DIN 18136

For displacement-controlled Marshall, CBR tests, etc. as well as, with an additional option, force-controlled test types and tensile tests. Free-standing model in four-column design with electronic force transducer, flanged to the movable testing machine cross-head and electronic displacement transducer for measuring the crosshead displacement. The machine is driven by a quartz-precise stepper motor with two ball screws. Complete with integrated displacement measuring device 0.01 mm over the entire travel as well as additional displacement transducer with connecting cable and holder, measuring range 50 mm, accuracy 0.01 mm. The control and measurement data acquisition takes place via an integrated microprocessor electronics with serial interface and Windows software UNIPRESS

With the following main functions:

- ▶ Integrated test database
- ▶ Real-time graphic force/displacement or force/time
- ▶ Programmable for custom attempts
- ▶ Automatic zeroing
- ▶ break detection
- ▶ calibration mode

Integrable special evaluation software for Marshall, CBR etc. available on request. A PC is required for operation.

Technical specifications

Dimension	970x575x1870mm
Weight	830.00kg
Electrical data	230V, 50Hz
Fmax.	200kN
Grade 1	EN7500-1
Feed rate	0.001 to 52mm/min.
Displacement measurement accuracy	0.01mm
Pressure plate diameter	300mm
Recording load cell	M30x1.5
Test space dimension	470x470mm
Test room height movable	0 to 550mm

35-5115





**WE'VE GOT
YOUR BACK -**
ON EARTH AND ABOVE

AREA 20 ASPHALT & BITUMEN

Marshall


ACCESSORIES

for Marshall compression testing machine



Marshall shear form

in stable aluminum design with low-friction precision guide rods.



Standard(s)

20-1710

100mm

EN 12697-34
ASTM D 1559
AASHTO T 245

20-1712

150mm

EN 12697-34
ASTM D 1559
AASHTO T 245

Flow meter

With parking brake. Measuring path 30 mm, gen. 0.01 mm.

Technical data

Weight 0.20 kg

20-1720

Recording paper

Recording width 250 mm with scale

Technical data

Weight 0.30 kg

20-1735

Marshall shear die 152.4 mm ASTM

EN 12697-34 - ASTM D 6927 - ASTM D 5581 - AASHTO T245.

Technical data

Weight 15.70 kg

20-1712ASTM



Split pulling device 100 mm

EN 12697-23 - ASTM D 6931 With pressure strips and centering device for specimens Ø 100 mm. Consisting of a base plate with 2 guide pillars and springs for weight compensation as well as the movable upper part. Complete with print strips width 12.7 mm, length 100 mm. For the test, the frame is placed in a testing machine with the appropriate test room (20-1672 or 35-5100). Evaluation software for UNIPRESS see 90-0305.

Technical data

Weight 7.00 kg

Fmax. 50 kN

Installation height 225mm

Dimension 280x110x260mm

20-1760

Setting caliber


To check the Marshall shear form.



Technical data

Weight 0.50 kg

20-1715



Split device 100 mm with transverse strain measuring device

EN 12697-23 With pressure strip and centering device, width 12.7 mm, length 100 mm and additionally equipped with a device for measuring the horizontal deformation in the center of the specimen. For this purpose, measuring sensors are attached on the right and left, the movement of which is transmitted to a displacement transducer via precision guides. For this purpose, the displacement transducer 30 x 0.01 mm of the testing machine 20-1672 or 35-5100... is used. Evaluation software see 90-0300. For the test, the frame is placed in a testing machine with the appropriate test room (20-1672 or 35-5100).

Technical data

Weight	11.30 kg
Fmax.	50 kN
Installation height	225mm
Dimension	280x110x260mm

20-1762



Universal splitting device

EN 12697-23 With replaceable pressure strips and centering device for specimens \varnothing 100 mm and with special accessories \varnothing 150 and 160 mm. Consisting of a base plate with 2 guide pillars and springs for weight compensation as well as the movable upper part. Complete with printing strips width 12.7, length 100 mm. Pressure strips and accessories for samples \varnothing 150 and 160 mm see 20-1770/72. For the test, the frame is placed in a testing machine with the appropriate test room (20-1672 or 35-5100). Evaluation software for UNIPRESS see 90-0305.

Technical data

Weight	7.30 kg
Fmax.	50 kN
Installation height	305mm
Dimension	280x110x260mm

20-1765

Print strip \varnothing 150 20-1505


Technical data

Dimension	150x20x13mm
-----------	-------------

20-1763

ACCESSORIES

for Marshall compression testing machine



Universal splitting device with transverse strain measuring device

EN 12697-23 - ASTM D 4123 - CNR 134-91 With interchangeable pressure strips and centering device for specimens Ø 100 mm and with special accessories Ø 150 and 160 mm. Consisting of a base plate with 2 guide pillars and springs for weight compensation as well as the movable upper part. Complete with pressure strip width 12.7, length 100 mm and equipped with a device for measuring the horizontal deformation in the middle of the specimen. For this purpose, measuring sensors are attached on the right and left, the movement of which is transmitted to a displacement transducer via precision guides. For this purpose, the displacement transducer 30 x 0.01 mm of the testing machine 35-5100... is used. Evaluation software for UNIPRESS see 90-0300. Pressure strips and accessories for samples Ø 150 and 160 mm see 20-1770/72. For the test, the frame is placed in a testing machine with the appropriate test room (35-5100).

Technical data

Weight	11.50 kg
Fmax.	50 kN
Installation height	305mm
Dimension	400x310x260mm

20-1767

Print stripe


With centering device.

20-1770 19.1 x 100 mm for samples Ø 150 mm

20-1772 20 x 100 mm for samples Ø 160 mm

Shearing frame 100 mm

TP A-StB T80 For drill cores Ø 100 mm to test the layer bond (according to Leutner) and the shear strength. Aluminum test frame with hardened, exchangeable shear jaws and 2 guide columns, mounted in ball guide bushes. Suitable for testing machines 20-1650.




Technical data

Weight	8.70 kg
Installation height	220mm
Dimension	240x220x240mm

20-1780

Shearing frame 150 mm

TP A-StB Part 80 Shear test to test the layer bond (according to Leutner) on drill cores. Frame made of aluminum with 2 guide columns and movable upper part with ball guide bushes, specimen hold-down device and hardened, exchangeable shearing jaws $r = 75$ mm for drill cores Ø 148 to Ø 150 mm. Shear jaws for other drilling diameters available on request. Suitable for 35-5100.



Technical data

Weight	18.00 kg
Installation height	300mm
Required test force approx.	50 kN
Dimension	280x265x300mm

20-1790

Conversion kit M KRC

Technical data

Weight 0.60 kg

20-1773

Shear jaws r=76 mm

For drill cores \varnothing 150 to \varnothing 152 mm. Replacement set complete with the appropriate support jaw for 20-1790.

Technical data

Weight 2.00 kg

20-1790E10

Replacement jaws

Interchangeable with 20-1790.

20-1790E15 r=50mm

20-1790E20 r=75mm

Special shear jaw set r=73.5 mm

For drill cores \varnothing 145 to \varnothing 147 mm. Replacement set complete with matching support jaw and clamping jaw for 20-1790.

Technical data

Weight 2.90 kg

20-1790E30

Shear jaws r=75.5 mm

For drill cores \varnothing 149 to \varnothing 151 mm. Replacement set complete with matching support jaw and clamping jaw for 20-1790.

Technical data

Weight 2.60 kg

20-1790E40

Shear jaws r=76.5 mm

For drill cores \varnothing 151 to \varnothing 153 mm. Replacement set complete with matching support jaw and clamping jaw for 20-1790.

Technical data

Weight 2.50 kg

20-1790E50

Shear jaws r=77.5 mm

For drill cores \varnothing 153 to \varnothing 155 mm. Replacement set complete with matching support jaw and clamping jaw for 20-1790.

Technical data

Weight 2.30 kg

20-1790E60

Shear jaws r=77.5 mm SN

SN 671 961 / SN 670 461 For drill cores \varnothing 153 to \varnothing 155 mm. Replacement set complete with matching support jaw and clamping jaw for 20-1790.

Technical data



Weight 2.50 kg

Dimension 200x200x30mm

20-1790E70

ACCESSORIES

for Marshall compression testing machine



Test stand SCB (semi-circular bending test)

EN 12697-44 For the determination of crack growth by a flexural test applying a three-point load on notched, semicircular specimens (radius 75mm, width 50mm). Version with a test frame made of aluminum with two steel rollers on ball bearings (Ø 35 mm, distance 120 mm). The pressure piece (10 x 20 mm) is mounted in the movably guided upper part. For quick installation and alignment of the cooled sample, the test stand is designed in such a way that the sample can be accessed from three sides. A 35-5100, 35-5110 or 35-5115 testing machine is recommended for carrying out the test.

Technical data

Weight	8.00 kg
Fmax.	50kN
Installation height	200mm
Dimension	280x290x250mm

20-1795

Bending device according to PNST 179

For prism specimens 50x50x220 mm to 80x80x220 mm for use in a compression testing machine. Consisting of an upper and lower pressure plate, connected with 2 guide columns and springs for weight compensation.



Technical data

Dimension	230x170x215mm
Weight	6.30 kg
Test force max.	40 kN
Test room height	215mm

20-1796

Test stand for tensile strength DSK ZTV-SIB 90

For determining the adhesive strength of thin layers in cold installation (DSK) based on Appendix 2 of ZTV-SIB90. Frame can be used in compression testing machines with load increase control consisting of a base plate with a guided upper part, retaining ring for 150 mm drill cores and exchangeable test stamps Ø 100 mm for sticking the sample. Fmax. 20 kN.

Technical data

Dimension	210x160x300mm
Weight	15.00 kg

20-1800

Test rig adhesive strength DSK TP A-StB 81/2009

For determining the adhesive strength of thin layers in cold installation (DSK). Similar to TPA-StB 81/2009. Frame can be used in compression testing machines with load increase control. Consisting of the base plate with guided upper part, the retaining ring (inside $\varnothing 105\text{mm}$, outside $\varnothing 160\text{mm}$) for drill cores 150 mm and exchangeable test stamp $\varnothing 100\text{ mm}$ for sticking the sample. Fmax. 30kN. Software 90-0340 additionally required.

Technical data


Weight	15.30 kg
Fmax.	30 kN
Dimension	210x145x300mm

20-1802

Replacement test stamp $\varnothing 100\text{ mm}$

20-1800E10 With admission to 20-1800

20-1802E10 With admission to 20-1802




Test rig bond strength TP Asp. T.81

For determining the tensile strength between the thin asphalt wearing courses in hot or cold construction. Frame can be used in testing machines with load increase control consisting of a base plate with a guided upper part, retaining ring for drill cores and exchangeable test stamps $\varnothing 50\text{ mm}$ for gluing the sample. Fmax. 30kN.

Technical data

Weight	15.30 kg
Fmax.	30 kN
Dimension	210x145x300mm

20-1805



AREA 20 ASPHALT & BITUMEN

Granulate



According to EN 12697/5, the vacuum method with water is mainly used today to determine the bulk density of asphalt building materials instead of the solvent used in the past.

Appropriate containers with vacuum devices are required for this. In order to achieve comparable and reproducible test results, it is also necessary to granulate the asphalt mixture evenly in such a way that all cavities are accessible to the water. Manually, this task is time-consuming and very often the necessary quality is not achieved.

Appropriate vacuum devices have been available for this for a long time. A new addition is an electrical granulating device, which shortens the granulating process to just a few minutes and ensures the necessary quality.



Granulator

EN 12697-5 for crushing asphalt samples to determine raw density. Mortar container made of stainless steel is filled with approx. 1 kg of roughly divided asphalt test pieces at room temperature and closed with a lid. Complete with timer, start/stop button and switch for manual reverse operation. Timer between 0 and 60 minutes.

	Weight	Electrical data	Dimension
20-1440	85.00 kg	230V, 50Hz, 1.5kW	410x550x835mm
20-1440-60	85.00 kg	115V, 60Hz	410x550x835mm

ACCESSORIES

Kit replacement wings steel



Technical specifications

Weight 0.20 kg

20-1440E10

Separation apparatus

EN 12697-15 Consisting of a detachable double-walled insulated hopper with pivoting slide closure and the stand with platform and built-in closure caps with slider.



Technical specifications

Dimension 800x800x1600mm
Weight 54.00 kg

20-4300



Device opened for filling



Device in emptying position

Advantages:

- ▶ Short turnaround time
- ▶ Interchangeable granulating tool
- ▶ Integrated timer
- ▶ Reduced noise level



AREA 20 ASPHALT & BITUMEN

Mixing/Sample Preparation



Electrical mixing sheet inside dim. 620x440x60mm

Made of stainless steel for heating and mixing asphalt samples. Complete with electric heater mounted on the bottom of the mixing tray with thermostatic temperature control up to 200°C. Mixing tray internal dimensions approx. 620x440x60 mm.

Technical data

Dimension	800x460x240mm
Weight	18.00 kg
Electrical data	230 V, 50/60 Hz, 2.5 kW

20-0120



Electrical mixing sheet inside dim. 880x620x60mm

Made of stainless steel for heating and mixing asphalt samples. Heater with two separate heating circuits mounted on the bottom of the mixing tray with thermostatic temperature control up to 200 ° C. Not tiltable.

Technical data

Dimension	940x670x205mm
Weight	50.00 kg
Electrical data	3/N/PE, 400 V, 50 Hz, 3.5 kW

20-0125

Electrical mixing sheet 1000 x 750 x 60 mm

Technical data

Weight	50.00 kg
--------	----------

20-0128





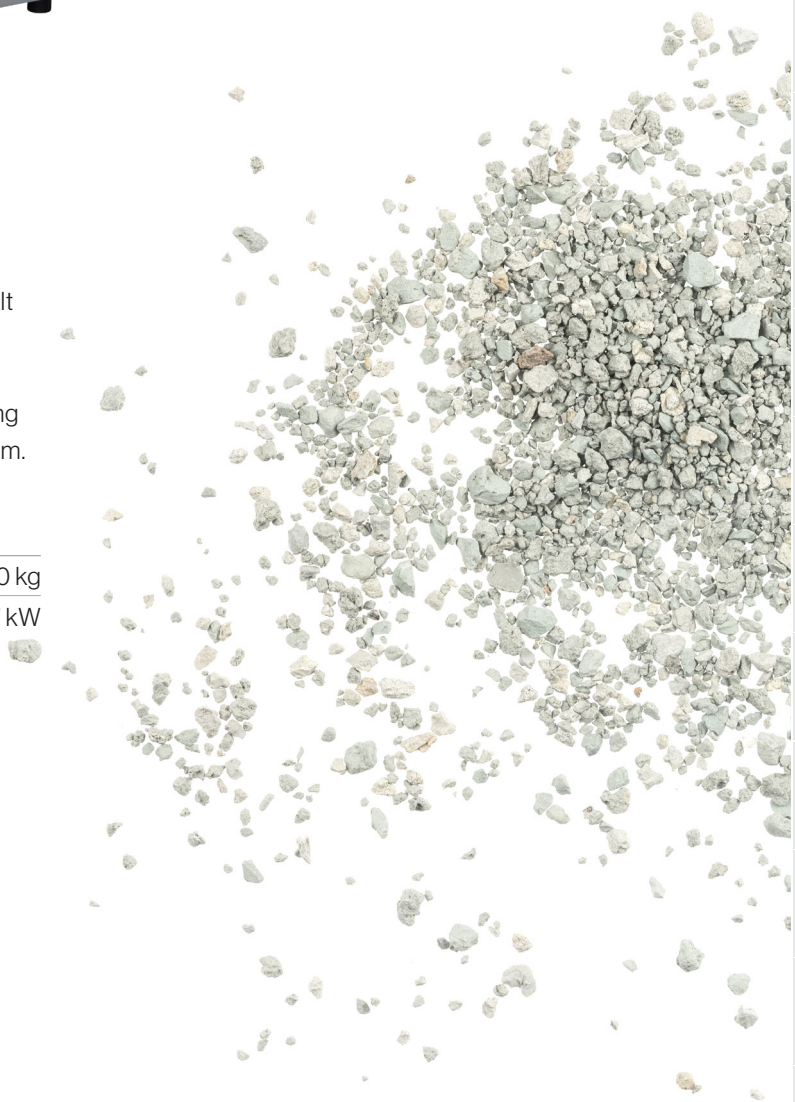
**Electrical mixing sheet
1500 x 1000 x 210 mm**

Made of stainless steel for heating and mixing asphalt samples. Electric heater with 3 heating circuits, mounted on the bottom of the mixing plate with thermostatic temperature control up to 200° C. Mixing plate internal dimensions approx. 1500x1000x210 mm.

Technical data

Weight	77.00 kg
Electrical data	400 V, 50 Hz, 3 P+N+PE, 7 kW

20-0130



AREA 20 ASPHALT & BITUMEN

Mixing/Sample Preparation



Lab mixer

EN-12697-35 - DIN 1996 P. 3 - BS 598 P. 3 - ASTM D 1559 table model with electric drive motor and 3-speed full gear transmission. Incl. slip-on hub, 20 l stainless steel kettle, flat beater made of light metal and wire whisk with CrNi wires.

Technical data

Content of mixing tank	20 liters
Dimension	497x450x805mm
Weight	85.00 kg
Electrical data	3 P+N+PE, 400V, 50Hz

20-0010



Lab mixer

EN-12697-35 - DIN 1996 P. 3 - BS 598 P. 3 - ASTM D 1559 floor model safety hinged lid according to CE. Complete with electric drive motor and 3 speed full gear transmission. Incl. slip-on hub, 20 l stainless steel kettle, flat beater made of light metal and wire whisk with CrNi wires.

Technical data

Content of mixing tank	20 l
Dimension	400x550x1160mm
Weight	93.00 kg
Electrical data	3 P+N+PE, 400 V, 50 Hz, 0.37 kW

20-0020

Kneading arm stainless steel for kettle 16 l

Technical data

Weight	1.00 kg
--------	---------

20-01000E30

Special boiler 16 l

20-0100E10

Beating whisk for cauldron 16 l

20-0100E15

Beater for kettle 16 l

20-0100E20

Kneading arm stainless steel for kettle 20 l

Technical data

Weight 1.00 kg

20-0100E30

6-wire beater for kettle 20 l

Technical data

Weight 1.50 kg

20-0100E40

Beating machine boiler 20 l

Technical data

Weight 4.00 kg

20-0100E50

REGO laboratory mixer - standing model

With planetary mixer for the production of asphalt mix for suitability tests. Complete with stainless steel bowl 20 l (16 l on request), beater and kneading arm and electric boiler heating.

Technical data

Dimension	600x790x1520mm
Weight	230.00 kg
Electrical data	400V, 50Hz, 3ph

20-0105



AREA 20 ASPHALT & BITUMEN

Mixing/Sample Preparation

Laboratory mixer 30 I

EN 12697-35 - for the production of asphalt mix samples from rolled and mastic asphalt up to a maximum grain size of approx. 31.5 mm.

The tight-fitting lid can be lifted by a motor for filling and emptying. The lid is equipped with a viewing window to monitor the mixing process. This can be replaced by the optionally available filling funnel 20-0160E10.

In addition, connections for adding inert gas or similar are provided in the cover. The powered mixing tank, made of stainless steel with constant speed and right/left switching, is equipped with electric heating and PID controller on the bottom and the side walls.

The mixing container can be tilted forwards using a motor to take samples. The specially shaped mixing tool with speed control is optimized for asphalt building materials.

Technical specifications

Dim. approx.	1015 x 1015 x 1490 mm
Power	12kW
Connection	3/N/PE, 400 V, 50 Hz
Weight approx.	515.00 kg
Mixing container capacity	30 l
Max. sample weight 7	5.00 kg
Mixing tool speed	25...60 rpm
Mixing vessel temperature	25...250° C

20-0160

Advantages:

- ▶ User-friendly display
- ▶ Controller guides you through the mixing process in German, English and French
- ▶ Message at process start/end and intermediate steps
- ▶ Optional torque measurement
- ▶ Two freely programmable mixing programs with automated menu navigation
- ▶ Display of the respective process steps

Laboratory mixer 30 I 60Hz

20-0160-60



Back-friendly emptying

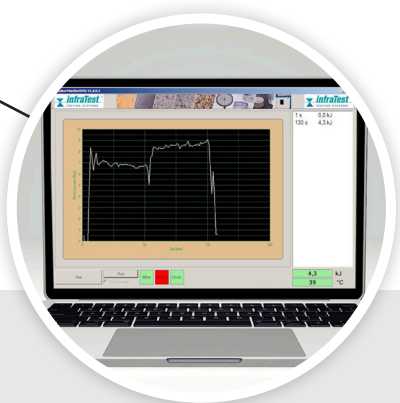




Device in emptying position



Device opened for filling



Optional torque measurement



AREA 20 ASPHALT & BITUMEN

Mixing/Sample Preparation

Laboratory mixer 4-15 kg

EN 12697-35 - ASTM D1559

For the production of asphalt mix samples from rolled and mastic asphalt up to a maximum grain size of approx. 16 mm.

Removable stainless steel mixing container, mixing tool that can be changed without tools, electrical movement of the mixing container in the mixing and removal position, torque measurement of the mixing tool with load cell, display and setting of the mixing parameters (duration, temperature, speed, ...) and the process steps via touch display, interval mixing function for heating operation, temperature measurement in the material to be mixed and on the outside of the container. Additional mixing tank 20-0150E10 available.

Technical specifications

Dim. approx.	935 x 1100 x 1700 mm
Power	3.1kW
Connection	3/N/PE, 400 V, 50/60 Hz
Weight approx.	380 kg
Mixing container capacity	10 l
Max. sample weight	4-15 kg
Mixing tool speed	30...38 rpm
Mixing container temperature	25...260° C

20-0150



**TOUCH
PANEL**



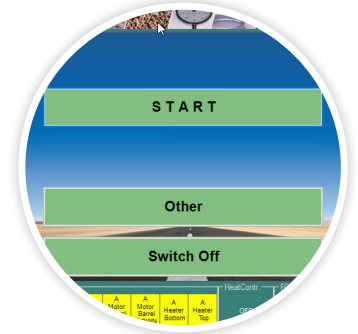
Advantages:

- ▶ Tool-free changing mixing tool
- ▶ Torque measurement of the mixing tool
- ▶ Intuitive operation via a touch display
- ▶ Less contamination of the laboratory mixer thanks to the dirt trap





Dirt trap mat prevents contamination of the laboratory mixer when opening



Intuitive touch screen



Insertion of the mixing container




Simple mixing process




ACCESSORIES

Laboratory mixer 30 l



Funnel attachment with insulated lid

Lid, interchangeable instead of the viewing window.



Technical data

Weight 6.20 kg

20-0160E10

Kit impeller laboratory mixer 30 l


Technical data

Weight 2.00 kg

20-0160E500

Additional device mixing torque

For determining the mixing torque that occurs during the mixing process. The force is measured via the rotatably mounted mixer drive and a load cell attached to a lever arm and displayed digitally. All measurement data can be read out via the interface. The device is only available in connection with a new device 20-0160.



Technical data

Weight 0.10 kg

20-0165

ACCESSORIES

Laboratory mixer 4-15 kg



Additional mixing tank

To 20-0150



Technical data

Weight 8.70 kg

20-0150E10

Kit anti-drip/splash protection

Technical data

Weight 6.20 kg

20-0150E15

Kit replacement agitator blades

Technical data

Weight 6.20 kg

20-0150E20

Funnel attachment for 20-0150

Technical data

Weight 6.20 kg

20-0150E30



AREA 20 ASPHALT & BITUMEN

Mixing/Sample Preparation



High shear mixer

For bitumen modification

Technical data

Dimension	125x120x367mm
Electrical data	230V, 50/60Hz, 1.1kW, IP20
Rpm range	500 - 10000 rpm
Temperature range	5 - 40 °C
Permissible relative humidity	80%
Mixing volume	0.25 to 30 l
Protection class	according to DIN EN 60529 IP 20

20-0180

Dispersing tool for 20-0180

20-0180E10

Telescopic stand for 20-0180

20-0180E20

Clamp for 20-0180E20

20-0180E40

Cross socket for 20-0180E20

20-0180E30





PERFORMANCE TESTING



***MOST PRECISE
TECHNOLOGY -
ON EARTH AND ABOVE***

AREA 20 ASPHALT & BITUMEN

Performance testing

Track formation tester water / air

EN 12697-22 small wheel air/water. Consisting of a heat-insulated stainless steel housing in the form of a desk with a hinged cover and insulating glass panes. Two sample installation spaces are available in the interior. A frequency-controlled drive motor drives the test unit.

The heating takes place by means of heating rods, PID controller and circulation pump for experiments with water. Warm air blowers are used for experiments with air temperature control.

The sample base plates are height-adjustable via a threaded spindle. Various specimen holding devices or plaster molds can be attached to the base plates. Fully equipped with an integrated control and evaluation unit with touch screen monitor and Windows software for test control and data acquisition. In addition, the software offers the option of standardized pre-temperature control with an automatic start after a preselected time.

Specimen holding devices 20-4020... or plaster molding box 20-4015... are not included in the scope of delivery.

Technical specifications

Sample dimensions max.	300 x 400 mm
Specimen base plate adjustable	40...120 mm for specimen heights
Roller wheel	Ø 203 mm, width 50 mm with rubber pad 20 mm
Rolling path	230 mm
Measuring path	65...165 mm
Load	710 N
Test temp.	30 ... 70° C water or air
Measuring range settlement	0..20 mm, resolution 0.01 mm
User languages	German, English, French, Russian
Dimensions approx.	2500 x 700 x 1500 mm
Weight approx.	583.00 kg
Electrical data	3/N/PE, 400V, 50Hz, 4kW

20-4000

Air tracking tester

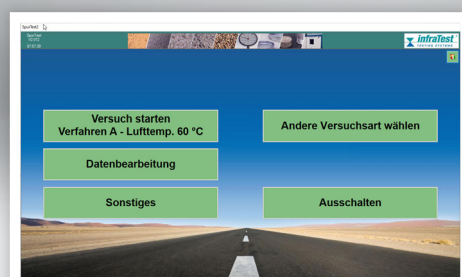
20-4001

Advantages:

- ▶ **Use of sample clamping plate sets of different sizes** for fixing asphalt samples with or without gypsum embedding possible.
- ▶ **Use of plaster molds of different sizes** for embedding the asphalt samples in a gypsum bed in accordance with TP-Asphalt 22 and installing them in the track formation device without removing the formwork beforehand.
- ▶ **Automatic lift function.** To protect the test plates and the test wheels, the rolling wheel units are automatically lowered or raised at the beginning and end of the test.
- ▶ **wear marker** on the rubber wheels for visual roundness control.
- ▶ **touch screen** . The machine and sequence control takes place via an integrated input and output unit with touch screen. Optionally, the input can also be made via a keyboard.
- ▶ try with **water or air temperature control** possible.
- ▶ **Acquisition of an individual profile** and up to 40,000 single rollovers.
- ▶ **15,000** storable tests.

The following options are available as a special version:

- ▶ Variable load 710 ... 1420 N with additional weights. The set load is automatically recorded and saved when the test starts
- ▶ Roller wheels with a width of 30 and 40 mm in steel
- ▶ Rubberized version to change the surface pressure
- ▶ Different speeds due to the frequency-controlled drive
- ▶ Device with a precision dial gauge for checking the wheel running accuracy of the roller wheels
- ▶ Installation gauge for the exact alignment of the samples in the molding box when plastering
- ▶ Plastering aid for drill cores \varnothing 200 to 300 mm available




**TOUCH
PANEL**

AREA 20 ASPHALT & BITUMEN

Performance testing

ACCESSORIES

Tracking tester



Stainless steel - rolling wheel

Ø 203 x 47 mm. Complete with bearing set.

Technical data

Weight 11.70 kg

20-4000E100

Kit replacement wheel rubberized Ø 203

Width 50 mm complete with bearing set. *** Exchange price only valid if you send in the existing bikes free of charge***

Technical data

Weight 8.50 kg

20-4000E120

Option increased load 1400N

Retrofitting a track formation measuring device 20-4000 with an existing electrical lifting device Retro-fitting includes: Installation of two additional lifting cylinders Replacement of power supply unit Weight to increase to 1400 N Replacement of base plate The retrofitting can be carried out at the factory or must be carried out on site by infraTest technicians. The resulting working time will be charged additionally.



20-4000E300

Plaster gauge

for parallel alignment of the asphalt sample plate on the plaster mold. This is fixed with an assembly tie 20-4012 during plastering. Mounting binders and plaster molds are also required.



20-4010 280mm

20-4011 260mm

Mounting binder for 20-4010/20-4011

Roll 15 running meters.

Technical data

Weight 0.40 kg

20-4012

Casting mould

exclusively for experiments with air heating made of galvanized steel. Can be used either only for plastering the asphalt sample in accordance with TP-A 22 or for direct installation in the track formation device 20-4000 with the plastered sample. Complete with carrying handles and side panels fitted with hinges and a central tightening screw. The base plate is height-adjustable for sample heights of 40 - 60 - 80 - 100 - 120 mm.



20-4015 260 x 320 mm (right/left set)

20-4016 280 x 340 mm (right/left set)

20-4018 280 x 430 mm (right/left set)



Specimen clamping plate

For use in the track formation device for asphalt samples 40 .. 120 mm high. Version in stainless steel with two fixed and two removable side parts, fixed with quick-release elements. Complete with height-adjustable shelf in 20 mm increments and additional insert panels 2, 5 and 10 mm high.




		Weight
20-4020	260x320mm	43.00 kg
20-4021	280x340mm	23.40 kg
20-4022	260x410mm	20.00 kg
20-4023	300x300mm	44.00 kg
20-4025	400x300mm	44.00 kg

Specimen clamping device Ø152 mm (set right/left)

For use in the tracking device for drill cores and gyrator samples of Ø150-152mm.

Made of glass fiber reinforced polyamide. 25mm high in connection with the VA specimen clamping devices 20-4020/21/22/23.



Technical data

Weight 5.00 kg

20-4024

AREA 20 ASPHALT & BITUMEN

Performance testing

Scuffing Device

EN 12697-50 B

For determining the shear sensitivity of asphalt wearing courses Includes:

- ▶ Test frame with test wheel
- ▶ Test wheel with vertical force measurement and pneumatic loading device (automatic)
- ▶ Heated sample mold for sample dimensions 260x260mm
- ▶ Drive motor for a coupled turning and driving movement of the test wheel on the sample
- ▶ Test room enclosed with a transparent safety door
- ▶ Measurement and logging of sample surface temperature with IR thermometers
- ▶ Suction device with cyclone separator for loose grains
- ▶ Control via PC with screen and keyboard
- ▶ Configurable test procedure (number of cycles, double thrust, speed, load, ...) · Compressed air connection min. 5 bar

Technical data

Dimension	950x1010x1870mm
Weight	310.00 kg
Electrical data	230V, 50Hz, 2kW

20-40030



Simulates turning on asphalt



Advantages

- ▶ Space-saving design
- ▶ Integrated suction device
- ▶ Graphics in real time
- ▶ In addition, the rotating table can also be used manually
- ▶ security door
- ▶ interior lighting
- ▶ Customer-specific settings, such as load or number of double thrust cycles, are possible
- ▶ USB interface for fast data export



AREA 20 ASPHALT & BITUMEN

Performance testing

Roller sector compactor 30 kN

EN 12697-33 part 5.2 - TP A 33-2007 For the production of rolled asphalt samples 320 x 260 mm, height 40 ... 120 mm.

Sturdy sheet steel housing with a highly rigid test frame, safety door and electrically driven base crossbeam with the sample form built on it. Compaction takes place from above via a roller segment with a force/displacement-controlled drive device. The sample form and the rolling segment are equipped with a software-controlled heater. The force and sample height are measured using electronic sensors.

The entire compression process is controlled with Windows software via preselectable sequence programs. These can also be created individually by the user. The machine and sequence control is carried out via an integrated input and output unit with touch screen mounted on a swivel arm. Optionally, the input can also be made via a keyboard.

Technical specifications

Dim. approx. 1	310 x 850 x 2220 mm
Weight approx.	1400.00 kg
Power	8kW
Electrical data	3/N/PE, 400 V, 50 Hz
Rolling force	0...30 kN
Roll segment radius	550 mm
Sample dimension	320 x 260 mm
Sample height	40..120 mm
Rolling speed	up to 45 passes/min
Temperature	30 -135°C

20-4030




Advantages:

- ▶ Automatic hydraulic demolding
- ▶ Direct distance and force measurement
- ▶ Standardized process log for standard-compliant results
- ▶ Heated bottom plate and compaction pendulum
- ▶ Freely programmable compression programs
- ▶ 15.6" touch screen
- ▶ Transport height 1980 mm



Freely programmable software



In addition, machines are available for the following sample sizes:

- 20-4031** 410 x 260 mm / max. height 120 mm
- 20-4034** 455 x 300 mm / max. height 120 mm
- 20-4035** 400 x 300 mm / max. height 120 mm



AREA 20 ASPHALT & BITUMEN

Performance testing



Advantages

- ▶ Automatic hydraulic demolding
- ▶ Direct distance and force measurement
- ▶ Standardized process log for standard-compliant results
- ▶ Heated bottom plate and compaction pendulum
- ▶ Freely programmable operation
- ▶ 15.6" touch display


Roller Sector compactor 40 kN

EN 12697-33 part 5.2 - TP A 3-2007 For the production of rolled asphalt samples. Sturdy sheet steel housing with safety door and electrically driven base traverse with sample form built on it. Compaction takes place from above via a roller segment with a force/displacement-controlled drive device. The sample form and the rolling segment are equipped with a software-controlled heater. The force and displacement are measured using electronic sensors. The filling and sampling takes place on the side next to the test frame. For this purpose, the molding box can be moved laterally manually via linear guides. The force and displacement are measured using electronic sensors. The entire compression process is controlled with Windows software via preselectable sequence programs. These can also be created individually by the user. The machine and sequence control is carried out via an integrated input and output unit with touch screen mounted on a swivel arm. Optionally, the input can also be made via a keyboard.

Technical specifications

Dimension	2100x900x1950mm
Weight	1,650.00 kg
Rolling force	0 to 40 kN
Rolling speed	10..30 transitions/min
Sample dimension	500x300mm
Sample height	40 to 300 mm Other specimen dimensions available on request.

20-4050



Technical specifications

Dimension	2500x950x1950mm
Weight	1,830.00 kg
Rolling force	0 to 40 kN
Rolling speed	10..30 transitions/min
Sample dimension	500x260mm
Sample height	40 to 200 mm

20-4050



AREA 20 ASPHALT & BITUMEN

Performance testing


Roller sector compactor 820x260mm

In accordance with EN 12697-33 part 5.2 - TP A 33-2007 For the production of 820 x 260 mm rolled asphalt samples with a height between 40 and 240 mm. Stable steel housing with two protective doors and motorized sample handling unit. The compaction load is applied horizontally by an electronically operated load and displacement controlled system with a roller segment and load and displacement transducers. The roller segment is equipped with thermostatically controlled electrical heating elements. The machine chamber is divided into two machine parts: sample preparation unit and compression unit. The sample form can be preheated with a separate, height-adjustable preheater and is moved into the compression unit after the sample has been filled. The entire process is controlled by selectable compression programs using Windows software. The user can create and save individual test sequences himself. The machine and process are controlled via an integrated input/output unit with a touchscreen, which is attached via a swivel arm. Optionally, the input can also be made via a keyboard.

Technical data

Dimension	2900x850x3600mm
Weight	4,500.00 kg
Electrical data	400V, 50/60Hz, 8kW
Rolling force	0 to 30 kN
Roll speed	45 crossings/min
Sample dimensions	820x260mm
Sample height	40 to 120 mm

20-4060



A notice:

The distribution of the asphalt in terms of grain size is responsible for a smooth sample surface. Additional sample inserts are recommended for use with the machine.

ACCESSORIES

Roller Sector Compactor



20

Top box

to 20-4030. Complete with insert sheet.

20-4030E10	260x320mm
------------	-----------

20-4031E10	260x410mm
------------	-----------

Top box 400 x 300 mm

To 20-4035. Complete with 2x insert sheets.

Technical data

Weight	21.00 kg
--------	----------

20-4035E10

Top box 260 x 500 mm

To 20-4051.

Technical data

Weight	30.30 kg
--------	----------

20-4051E10

Insert paper 260 x 320 mm

On the sample form of a roller sector compactor. Pack 1000 sheets.

**Technical data**

Weight	8.70 kg
--------	---------

20-4040

Handling device asphalt sample WSV

For sample sizes from 320 - 410 mm from WSV for loading directly at the workplace with manual height adjustment from 715 to 1115 mm. Including undercarriage with 4 lockable castors.

Technical data

Weight	140.00 kg
--------	-----------

20-4033

AREA 20 ASPHALT & BITUMEN

Performance testing

Gyrator iT (centrifugal compressor)

EN 12697-31 - ASTM 6925-15 - ASTM 7515-10 -
GOST R 52519-2006 For the manufacture of gyrator
samples with a diameter of 100 and 150 mm

- ▶ Fully automatic control of compaction and rotation for asphalt test specimen production
- ▶ Powerful, electromechanical drive
- ▶ Recording of the sample height via a force measuring device
- ▶ Integrated test dispenser
- ▶ Angle adjustment via the software and cross table
- ▶ Integrated PC for process monitoring with software and compaction protocol
- ▶ Ethernet port for updates and remote maintenance etc.

Technical data

Dimension	803 x 703 x 1800mm
Weight	538.00 kg
Electrical data	3/N/PE, 400V, 50Hz, 7kW
Compression pressure	up to 1000 kPa
Compression	10 mm per second
Interfaces	1x USB, 1x RS232, 1x Ethernet
Speed	up to 30 rpm ($\pm 0.5^\circ$)
Angle	selectable 0 to 3.5°
Sample dimensions	\varnothing 100 and 150 mm


20-42000

Advantages

- ▶ Display of the working status by different colors
- ▶ Innovative light barrier for safe working
- ▶ Real-time display of test data
- ▶ 14" touch display
- ▶ Highly rigid test frame
- ▶ Easy to assemble seam clamps



**TOUCH
PANEL**



Specially developed for
temperature-reduced
asphalt.



ACCESSORIES

Gyrator iT compression form



20-42100 Ø 100 mm 10.10 kg

20-42150 Ø 150 mm 15.10 kg

Gyrator shape Ø150 mm (emulsion, soil)

- ▶ Perforated shape to drain excess water
- ▶ Use for soil and asphalt emulsion applications

(in use with 20-42000 gyration)

Technical data

Dimension approx. Ø 150 x 336 mm

Weight approx. 15.10kg

20-42151

Gyrator calibration kit


20-42190




AREA 20 ASPHALT & BITUMEN

Performance testing


THE VOYAGER PERFORMANCE SYSTEM



Space-saving sliding door enables 180° opening to the work area



Movable crosshead for very large and small test applications



Rigid load frame for minimal machine vibration



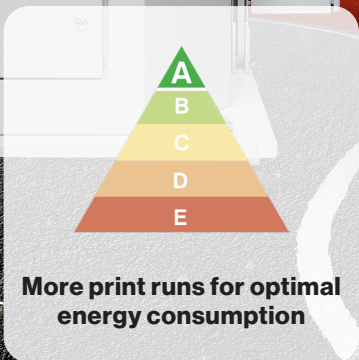

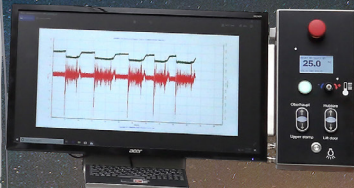


Hanging drive cylinder: saves installation space above, is easier to access and avoids the risk of crushing



Large hydraulics for 50 kN

Drive cylinder from above is absolutely necessary for layer bond tests and TRAVIS

Additional window for quick adjustment








Small hydraulics for up to 30 kN







AREA 20 ASPHALT & BITUMEN

Performance testing



Item number	20-60000	20-60100
Test areas	Cyclic pressure test, dynamic indentation test, for mastic asphalt, for hot asphalt	Cyclic pressure test, dynamic indentation test, for mastic asphalt, for hot asphalt
Load/frequency	10kN/10Hz	10kN/10Hz
Test temperature	 Ambient temperature up to + 60°C	 -20°C to + 60°C
Application areas	Testing and quality assurance, mix design development	testing and quality assurance
Fields of application		



20-60550	20-60500	20-60300
<p>Cyclic Loading, Permanent Deformation, Young's Modulus, Indirect Tensile Test, Texas Overlay, Four Point Bending Test, Dynamic Modulus, Yield Index, Triaxial Compression</p>	<p>Cyclic Loading, Permanent Deformation, Young's Modulus, Indirect Tensile Test, Texas Overlay, Four Point Bending Test, Dynamic Modulus, Yield Index, Triaxial Compression</p>	<p>UTST, Direct Tensile Test, Cooling Test, TSRST, Tensile Creep Test, Relaxation Test</p>
<p>30kN/30Hz</p>	<p>50kN/60Hz</p>	<p>50kN/60Hz</p>
<div style="text-align: center;">  <p>-20°C to +80°C</p> </div>	<div style="text-align: center;">  <p>-20°C to +80°C</p> </div>	<div style="text-align: center;">  <p>-70°C to +60°C</p> </div>
<p>Research and development of new recipes</p>	<p>Research and development of new recipes</p>	<p>Research and development of new recipes</p>
<div style="text-align: center;"> <p>RESEARCH</p>  </div>	<div style="text-align: center;"> <p>RESEARCH</p>  </div>	<div style="text-align: center;"> <p>RESEARCH</p>  </div>


AREA 20 ASPHALT & BITUMEN

Performance testing

Test rack



Load cell



Test rack



Small hydraulics



Dynamic compact testing system 10 kN / 10 Hz

EN 12697-24..26 For carrying out fatigue and stiffness tests under alternating loading and unloading within a heating chamber.

Contains:

- ▶ Machine frame with integrated heating chamber
- ▶ High-performance hydraulic unit with servo valve integrated in the base of the machine frame
- ▶ Rigid load frame 10 kN with adapted hydraulic cylinder as well as force and deformation measuring device, installed in the climatic chamber
- ▶ Input and output unit with touch screen and keyboard
- ▶ Control software BASDA

The entire test procedure, including the control of the hydraulic system and the heating cabinet and the acquisition of the measurement data, is carried out via BASDA. The software with online graphics and test database enables the creation and storage of different sequential programs. These are included in the scope of delivery of the additionally required test plates or test frames or can also be adapted or created by the user himself. The test area of the load frame is prepared for the use of different test frames for dynamic tests, for split tensile and bending tests, etc. The test plates and test frames required for the various standards as well as sequence programs must be ordered separately.

Technical data of the dynamic thermal compact test system 10 kN/10 Hz

test force	10kN
Frequency	<= 10 Hz
Force measurement	DMS GKL 1
Displacement resolution	0.001 mm
Selectable upper load	0.2 to 10 kN
Selectable underload	0.1 to 9.99 kN
Curve Shapes	Haversine, trapezoid, sine
Dwell times over/under load	0.1 to 9.99 seconds
Test temperature	up to +60°C (from ambient T)
Dimension approx.	900x600x1850mm
Electrical data	3/N/PE, 400V, 50Hz, 4kW

20-60000

Technical data Dynamic cold compact testing system 10 kN/10 Hz -20 to +60° C

test force	10kN
Frequency	<= 10 Hz
Force measurement	DMS GKL 1
Displacement resolution	0.001mm
Selectable upper load	0.2 to 10 kN
Selectable underload	0.1.. 9.99 kN
Curve Shapes	Haversine, trapezoid, sine
Dwell times over/under load	0.1..9.99 sec.
Test temperature	-20 .. +60° C
Dimension approx.	1450x820x1940mm
Electrical data	3/N/PE, 400V, 50Hz, 8kW
Weight approx.	660.00 kg

20-60100



AREA 20 ASPHALT & BITUMEN

Performance testing

Dynamic compact testing system RIO 30 kN / 30 Hz

EN 12697-24..26 - ASTM - AASHTO dynamic compact testing system for carrying out fatigue and stiffness tests under alternating loading and unloading.

Consisting of:

- ▶ Rigid load frame 50/63 kN in four-column design with adapted hydraulic cylinder and force and deformation measuring device, can be used within a temperature control chamber and prepared for the adaptation of additionally available insert frames for different types of tests
- ▶ The precision force transducer is designed for the special requirements of dynamic tests
- ▶ The hydraulic test cylinder is mounted on the integrated test frame from below and the load cell on the electrically height-adjustable push rod can be easily adapted to different test applications
- ▶ High-performance hydraulic unit with power-controlled radial piston pump with variable flow rate depending on the required performance, servo valve and substructure for separate installation and connection to the test facility using flexible high-pressure hoses

- ▶ A water cooling system is installed to cool the hydraulic oil and for noise protection reasons. This is to be supplied with cooling water on site
- ▶ Version with air cooler available as an option
- ▶ Input and output unit with microcontroller, monitor and keyboard Control and measurement data acquisition software BASDA under Windows with online graphics and test database. BASDA controls and monitors the dynamic test facility with temperature chamber using test-specific sequence programs. These can also be programmed by the user himself. For the additionally available insert frames 20-62500... for different types of experiments, ready-made sequence programs, some with integrated evaluation, are part of the scope of delivery. The temperature chamber can be switched on and off time-controlled using software
- ▶ A second measuring range with a load cell, optionally 5 or 10 kN, accuracy 0.06% is available.

The insert frames and test panels required for carrying out the experiment, if necessary with integrated sequence programs, must be ordered separately.

20-60550

Technical data

Dynamic test force	30 kN
Frequency	<= 30 Hz
Precision force transducer measuring range	50 kN, accuracy 0.06 % (load cell 63 kN as an option)
Displacement measuring device	Resolution 0.001mm
Upper load selectable	0.2 to 30 kN
Selectable underload	0.1 to 30 kN
Curve Shapes	Haversine - trapezoid - sine
Dwell times for upper/lower load can be preselected	0.1 to 9.99 sec.
Dim. Hydraulic unit WxDxH approx.	1350 x 870 x 1500 mm (air cooler version approx. 1780 x 870 x 1400 mm)
Weight hydraulic unit approx.	560.00 kg (without oil filling)
Volume	73 db(A) (82 db(A) with air cooler)
Cooling water requirement	on site 12 l/min. at 23°C
Electrical data	400 V, 50 Hz, 14 kW, 3 P+N+PE. On-site fuse 3 x 32 A
Usable volume test space	500x500x700mm



The space-saving temperature control chamber is equipped with a vertically movable test chamber housing that can be moved completely downwards. This results in a working area of 270° for the installation of the various test forms, without an open door impeding access. In addition, the housing is equipped with a quick-assembly door, through which work can be carried out on the test object with almost constant temperature. In the working position, special seals on the frame and the test chamber housing ensure temperature-constant sealing.



Technical data

Temperature chamber

Temperature chamber	500l
Temperature range	-20 to +80 °C with machine frame
External dimensions	1200x1000x2100mm
Temperature range	-20 to +80°C
Permissible ambient temperature	15 to 25°C
Interior	1000x600x800mm
Volume approx.	500 l
Weight approx.	1000.00 kg
Electrical data	400 V 50 Hz 3 P+N+PE, 11 kW

Advantages

- ▶ Automatic control of the climate chamber and dynamics
- ▶ Freely programmable or standardized test sequences
- ▶ Display of the test evaluation in real time
- ▶ Digital controller with 4 channels (standard configuration)
- ▶ Space-saving sliding door
- ▶ Large and openly accessible test room



AREA 20 ASPHALT & BITUMEN

Performance testing

Dynamic compact testing system 50 kN / 60 Hz

EN 12697-24..26 - ASTM - AASHTO

Dynamic compact testing system for carrying out fatigue and stiffness tests under alternating loading and unloading.

Consisting of:

- ▶ Rigid load frame 50/63 kN in four-column design with adapted hydraulic cylinder and force and deformation measuring device, can be used within a temperature control chamber and prepared for the adaptation of additionally available insert frames for different types of tests
- ▶ The precision force transducer is designed for the special requirements of dynamic tests
- ▶ The hydraulic test cylinder is mounted on the integrated test frame from below and the load cell on the electrically height-adjustable push rod can be easily adapted to different test applications
- ▶ High-performance hydraulic unit with power-controlled radial piston pump with variable flow rate depending on the required performance, servo valve and substructure for separate installation and connection to the test facility using flexible high-pressure hoses

- ▶ A water cooling system is installed to cool the hydraulic oil and for noise protection reasons. This is to be supplied with cooling water on site
- ▶ Version with air cooler available as an option
- ▶ Input and output unit with microcontroller, monitor and keyboard Control and measurement data acquisition software BASDA under Windows with online graphics and test database. BASDA controls and monitors the dynamic test facility with temperature chamber using test-specific sequence programs. These can also be programmed by the user himself. For the additionally available insert frames 20-62500... for different types of experiments, ready-made sequence programs, some with integrated evaluation, are part of the scope of delivery. The temperature chamber can be switched on and off time-controlled using software
- ▶ A second measuring range with a load cell, optionally 5 or 10 kN, accuracy 0.06% is available.

The insert frames and test panels required for carrying out the experiment, if necessary with integrated sequence programs, must be ordered separately.

20-60500

Technical data


Dynamic test force	50 kN
Frequency	<= 60 Hz
Precision force transducer measuring range	50 kN, accuracy 0.06 % (load cell 63 kN as an option)
Displacement measuring device	Resolution 0.001mm
Upper load selectable	0.2 to 50 kN
Selectable underload	0.1 to 49.99 kN
Curve Shapes	Haversine - trapezoid - sine
Dwell times for upper/lower load can be preselected	0.1 to 9.99 sec.
Dim. Hydraulic unit WxDxH approx.	1350 x 870 x 1500 mm (air cooler version approx. 1780 x 870 x 1400 mm)
Weight hydraulic unit approx.	560 kg (without oil filling)
Volume	73 db(A) (82 db(A) with air cooler)
Cooling water requirement	on site 12 l/min. at 23°C
Electrical data	400 V, 50 Hz, 14 kW, 3 P+N+PE. On-site fuse 3 x 32 A
Usable volume test space	500x500x700mm





A notice:

Cylinder option freely selectable.



cylinder from below



cylinder from above

Technical data

Temperature chamber

Temperature chamber	500l
Temperature range	-20 to +80 °C with machine frame
External dimensions	1200x1000x2100mm
Temperature range	-20 to +80°C
Permissible ambient temperature	15 to 25°C
Interior	1000x600x800mm
Volume approx.	500 l
Weight approx.	1000.00 kg
Electrical data	400 V 50 Hz 3 P+N+PE, 11 kW



AREA 20 ASPHALT & BITUMEN

Performance testing

Dynamic testing device 50 kN/60 Hz

EN 12697-24..26 Can be used together with a temperature chamber/machine frame 20-61000, 20-61100, 20-60200 or 20-61300 to carry out fatigue and rigidity tests under alternating loading and unloading.

Consisting of:

- ▶ Rigid load frame 50/63 kN in four-column design with adapted hydraulic cylinder and force and deformation measuring device, can be used within a temperature control chamber and prepared for the adaptation of additionally available insert frames for different types of tests. The precision force transducer is designed for the special requirements of dynamic tests.
- ▶ High-performance hydraulic unit with power-controlled radial piston pump with variable flow rate depending on the required performance, servo valve and substructure for separate installation and connection to the test facility using flexible high-pressure hoses. A water cooling system is installed to cool the hydraulic oil and for noise protection reasons. This is to be supplied with cooling water on site. Version with air cooler available as an option.

- ▶ Input and output unit with microcontroller, monitor and keyboard.
- ▶ Control and measurement data acquisition software BASDA under Windows with online graphics and test database. BASDA controls and monitors the dynamic test facility with temperature chamber using test-specific sequence programs. These can also be programmed by the user himself. For the additionally available insert frames 20-62500... for different types of experiments, ready-made sequence programs, some with integrated evaluation, are part of the scope of delivery. The temperature chamber can be switched on and off time-controlled using software.

The insert frames and test panels required for carrying out the experiment, if necessary with integrated sequence programs, must be ordered separately. A second measuring range with a load cell, either 5 or 10 kN, with an accuracy of 0.06%, is optionally available.

20-60300

Technical data

Dynamic test force	50 kN
Frequency	60Hz
Precision force transducer measuring range	50 kN, accuracy 0.06 % (load cell 63 kN as an option)
Displacement measuring device Piston rod resolution	0.001mm
Upper load selectable	0.2 to 50 kN
Selectable underload	0.1 to 49.99 kN
Curve Shapes	Haversine - trapezoid - sine
Dwell times for upper/lower load can be preselected	0.1. up to 9.99 seconds
Dim. Hydraulic unit WxDxH approx.	1350 x 870 x 1500 mm (air cooler version approx. 1780 x 870 x 1400 mm)
Weight hydraulic unit approx.	560 kg (without oil filling)
Volume	73 db(A) (82 db(A) with air cooler)
Cooling water requirement	on site 12 l/min. at 23°C
Weight approx	700.00 kg
Electrical data	3/N/PE, 400V, 50Hz, 14kW, 3x32A

Dynamic compact testing system cold 724I 50 kN/60 Hz

The following version is available as an additional option:

Dynamic compact testing system cold 724I 30 kN/60 Hz



The dynamic compact testing system consists of 20-60300 and 20-61300.



AREA 20 ASPHALT & BITUMEN

Performance testing

TRAVIS low-temperature compact testing system TSRST

EN 12697-46

For the implementation of

- ▶ Direct (uniaxial) tensile tests UTST
- ▶ Cooling tests with restrained linear expansion TSRST
- ▶ Relaxation tests RT (with additional device 20-65600)
- ▶ Tensile creep test TCT (retardation) with additional device 20-65700

On asphalt specimens. The system consists of a climate chamber and a TRAVIS testing machine. This is equipped with a rigid load frame and precision screw jack with stepper motor drive for tensile and compression tests. As an option, a second test frame 20-65300 can also be used in the climatic cabinet and run with the existing controller.

Special adaptation elements at the top and bottom enable a stress-free installation of an asphalt test piece 40 x 40 x 160 mm. Four precision deformation measurement sensors mounted on temperature-insensitive measurement bases are used to measure deformation. These ensure that their reference lengths do not change under the influence of temperature.

Complete with control and regulation electronics as well as Windows operating software BASDA to control the entire test procedure including the climate chamber and the testing machine, for ongoing measurement data acquisition and for test evaluation. The scope of delivery includes the climate chamber with observation window in the door and switchable interior light, the input and output unit with touch screen and keyboard, the software and two sets of sample adapter plates for:

- ▶ Direct (uniaxial) tensile test UTST
- ▶ Cooling test with restrained linear expansion TSRST
- ▶ Uniaxial cyclic tensile test UCTST

We recommend using the sample mounting device 20-65500 to glue the sample adaptation plates to the asphalt sample 40 x 40 x 160 mm using 2-component adhesive.

Technical data

Dimension	1800x1300x2005mm
Weight	395.00 kg
Electrical data	1/3/N/PE, 230/400 V, 50 Hz, 16 A, 1.5/13 kW

20-65000



A notice:

The sales price includes a one-day instruction at our factory in the machine and software operation as well as the calibration of the force, displacement and temperature parameters.

In addition, we recommend further training in process engineering and test execution by an external specialist. We are happy to arrange this service on request and for a separate calculation!



Technical specifications

Test frame

Fmax.	20 kN, GKL 1
Deformation measuring device	GKL 0.1, resolution 0.05 μm
Sample size	40 x 40 x 160 mm (other cross-sections on request)
Spindle stroke	50mm
Test space width between the columns	160mm

Climatic cabinet

Dimension approx.	1580x1140x2005 mm
Volume	720 l
Internal dimensions approx.	1200x600x1020mm
Temperature range	-70 .. +180°C (at ambient temperature 25°C)
Temperature constancy over time	± 0.2 to 0.7K

Test system as a whole

Weight approx.	750.00 kg (incl. 1 test frame)
Noise development	< 65 dB(A)
Connection climate cabinet	3/N/PE, 400V, 50Hz, 16A, 13KW
Connection electronics	1/N/PE, 230V, 50Hz, 16A, 1.5kW
Compressed air connection	6 - 8 bars (consumption max. 10 Nm ³ /h)

**NEW BASDA -
Software for the
dynamic system**
freely programmable
and selectable.



What is BASDA?

BASDA is a very powerful and universal software package for configuring and executing technical processes. It has a large number of hardware interfaces that allow the required measurement and control systems to be connected. All measurement and control data as well as operator inputs end up in the same data pool and are used by the ScriptEngine to control the process.

Where is the BASDA used and what does the software process?

BASDA is the new software for dynamic test systems from infraTest.

The focus of our dynamic testing machines is on the digital controller, which applies defined stresses and strains via servo-hydraulics. The temperature control device is addressed via MODBUS, TCP-IP or other protocols. Other devices such as pressure regulators for triaxial tests, clamping or bending devices, additional temperature sensors or simply digital and analog inputs and outputs can also be connected via the many additional interfaces.

What is the advantage of BASDA?

A wide variety of processes can be controlled with BASDA. Interactive input masks are configured via the script engine, measured value displays, curves, etc.

Extensive libraries allow complicated online calculations in real time. Numerical calculations and data preprocessing with nonlinear regressions are calculated in milliseconds in the background. The resulting data can be stored with high data rates and resolutions in efficient fixed-point formats.

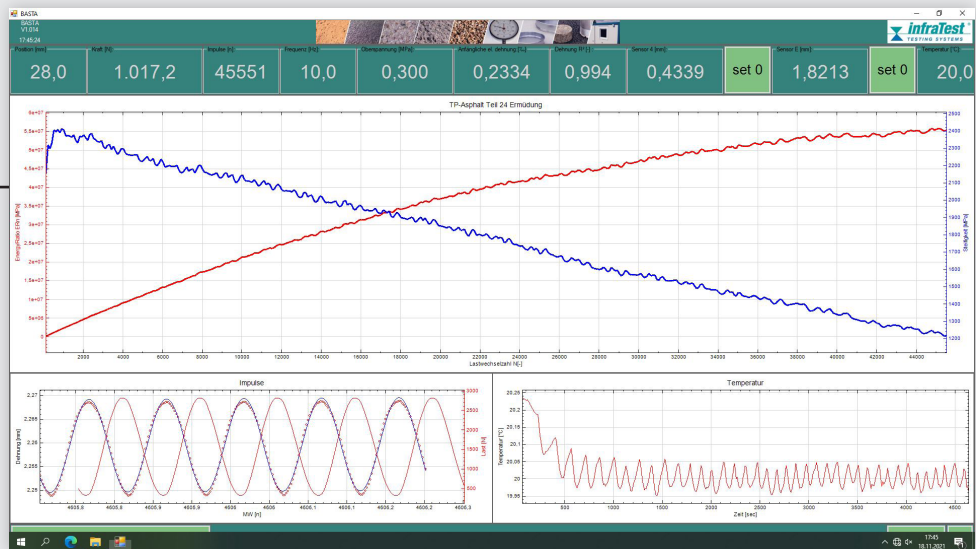
Input mask of a fatigue test

DNIT 183/2018 Parameter [1./3]

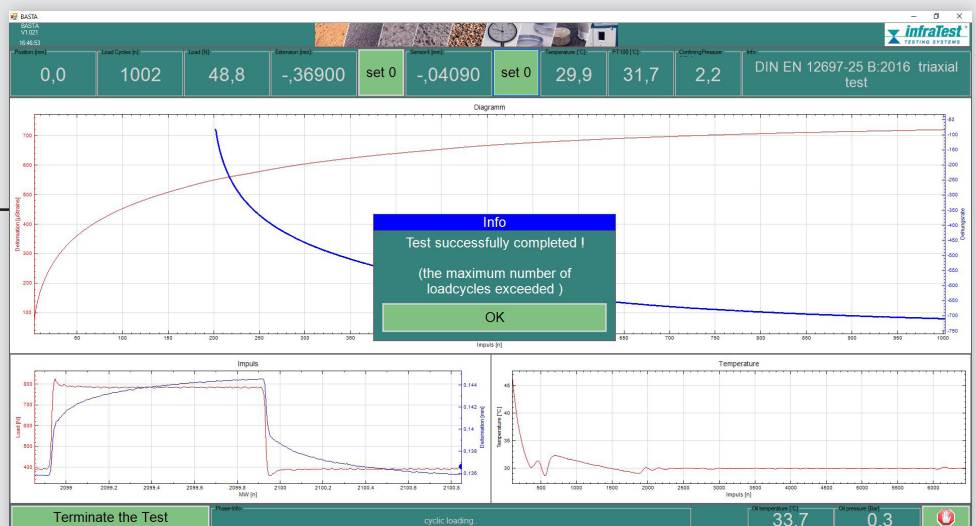
Sample name	Sample name
Sample height [mm]	60,0
Sample diameter [mm]	100,0
Voidcontent [g/cm ³]	3,000
Type of displacement measurement	1
Test with temperature conditioning	No
Test Temperature [°C]	25,0

Continue Cancel


Input screen




Completion mask of a completed attempt



Dynamic asphalt testing



<p>Attempt</p>	<p>Four point bend test</p>	<p>Pressure swell test</p>
<p>Norms</p>	<ul style="list-style-type: none"> ▶ EN 12697-24D Fatigue ▶ EN 12697-26B stiffness ▶ AASHTO TP8/94 ▶ T321 fatigue 	<ul style="list-style-type: none"> ▶ EN 12697-25A pressure fatigue test
<p>Fitting products</p>	<p>Insert frame four-point bending test</p> <p>20-60599E230</p>	<p>Test procedure</p> <p>20-60599E305</p> <p>Plate set penetration tests</p> <p>20-60599E220</p> <p>Stamp penetration rack</p> <p>20-62500-IT</p>



Test modulus of elasticity on asphalt samples

Triaxial compression test

Indirect Tensile Strength

- ▶ AASHTO TP79-15 Dynamic Modulus Flow Number

- ▶ EN 12697-25 B

- ▶ EN 12697-24 E Fatigue
- ▶ EN 12697-24F
- ▶ EN 12697-26 C stiffness

Test modulus of elasticity on asphalt samples

20-62570

Mounting device for gluing

20-62581

Triaxial cell

20-62570

Test procedure

20-60599E307

Assembly device

20-62581

Use of splitting-swelling test

20-62600

Test procedure

20-60599E341

Pressure stripe

20-60599E200

Additional force transducer 10kN



20-60599E120

AREA 20 ASPHALT & BITUMEN

Performance testing

VOYAGER 1

Four point bending test



Insert frame four-point bending test

EN 12697-24 (D) Fatigue - EN 12697-26(B) Stiffness - AASHTO TP8/94 - T321

For carrying out four-point flexural tests on prismatic specimens with the dimensions 50x50/ 70x70 / 50x63 x 470 mm. The bending insert is installed in a dynamic test system 20-605xx with drive from below. During the test to compensate for settlement effects, the asphalt sample clamped in the bending test device is tensioned evenly and force-controlled via 4 DC motors with ball screws. Complete with force and deformation measuring device. The entire control and measurement data acquisition takes place via the dynamic test system and the Windows software BASDA.

A transport trolley 20-6071 is recommended for handling the device.

Technical specifications:

Dimensions	500x500x350mm
Test force	5 kN
Accuracy	0.1%
strain transducer	± 5mm
Resolution	0.001mm
Hub	± 5mm
Frequency	0.1 - 30Hz
Temperature range	-20 to + 60 ° C
Specimen dimensions	50 x 50 x 470 mm / 70 x 70 x 470 mm / 50 x 63 x 470 mm /
Number of supports	4
Support distance	118.5 mm
Specimen clamping automatically via servo motors	

20-60599E230

VOYAGER 2

layers bond

20

Test insert layer composite

EN12697-48

For dynamic testing of the layer bond of asphalt specimens up to Ø 102 mm according to draft TP Asphalt-StB Part 48

Testing device for holding asphalt test specimens with a diameter of up to 102 mm, for installation in a universal testing machine

Maximum load of the device up to 20 kN and test frequencies up to 10 Hz.

Necessary accessories, not included in the test device:

- ▶ 2 * +/-1 mm precision displacement transducer for dynamic tests, cl. 0.2%
- ▶ 2 x high-speed measuring amplifiers for both displacement transducers
- ▶ Compressed air regulator for generating the normal force via the pneumatic cylinder
- ▶ Clamping jaws for gluing the specimens for 98, 100 or 102 mm (optionally smaller)
- ▶ Gluing device for holding the clamping jaws
- ▶ Control and data acquisition software to conduct the test

Technical specifications:

Dimensions	330x600x440mm
Weight	60kg
Supply pressure	5 bar

20-60599E250



Test procedure


EN ISO 7389

20-60599E330

AREA 20 ASPHALT & BITUMEN

Performance testing

VOYAGER 3 E module




Magnetic holder with adhesive device

ASTM D7369, AASHTO TP79, T342-11, DNIT 135.

Technical specifications:

Sample alignment	standing and lying
Sample diameter	100 and 150 mm
Sample height	38 to 89 mm

20-60599E206



VOYAGER 4

Indirect tensile test

20

Dial indicator holder

ASTM D7369 - AASHTO TP79 - DNIT 135

4 sensors mounted directly on the sample.

The item includes:

- ▶ 20 measuring pads for sticking
- ▶ 10 adhesive pads for sensor head mounting
- ▶ 10 adhesive pads for sensor base mounting
- ▶ Adhesive device for 4" and 6" samples

2 additional sensors 20-60599E100 / 101 are required.

Technical specifications:

Sample diameter	100 and 150 mm
Sample height	38-63 mm

20-60599E203




AREA 20 ASPHALT & BITUMEN

Performance testing

VOYAGER 5

Semi-circular bending test



Test frame SCB (semi-circular bending test)

EN12697-44.


To determine crack growth by a flexural test applying a three-point load on notched, semicircular specimens (radius 75mm, width 50mm). Version with a test frame made of aluminum with two steel rollers on ball bearings (\varnothing 35 mm, distance 120 mm). The pressure piece (10 x 20 mm) is mounted in the movably guided upper part. For quick installation and alignment of the cooled sample, the test stand is designed in such a way that the sample can be accessed from three sides. A 35-5100, 35-5110 or 35-5115 testing machine is recommended for carrying out the test.

Required installation height 200mm,

Technical specifications:

Weight	8kg
F max	50 kN
Required installation height	200 mm

20-1795



Pressure strips for indirect tensile tests V2020

Mounting device for easy alignment of the print strips

Technical specifications:

Sample diameter	100 and 150 mm
Sample height	38 to 89 mm

20-60599E200

Dial gauge holder frame V2020




2 sensors, for measuring the specimen deformation with an additional frame attached to the specimen
Mounting frame for D100 and D150mm specimens for fastening displacement sensors to the specimen.

Technical specifications:

Sample diameter	100 and 150 mm
Sample height	38 to 89 mm

20-60599E201


VOYAGER 6 cleavage swelling test



AREA 20 ASPHALT & BITUMEN

Performance testing

VOYAGER 7
Texas overlay




Pressure strips for indirect tensile tests V2020

20-60599E200

Dial gauge holder frame V2020

2 sensors, for measuring the specimen deformation with an additional frame attached to the specimen
Mounting frame for D100 and D150mm specimens for fastening displacement sensors to the specimen.

20-60599E201



VOYAGER 8
intrusion attempt

20




Plate set for penetration tests V2020

2 holders for displacement sensors. Centering device for a diameter of 150 mm and forme cylinder for a diameter of 150 x 70 mm.

Technical specifications:

Sample diameter	50 to 150 mm
Sample height	any



20-60599E220



AREA 20 ASPHALT & BITUMEN

Performance testing

VOYAGER 9 triaxial tests



Test use for ground tests

DNIT 134 - DNIT 179.


Consists:

- ▶ Test adapter for assembly in dynamic test systems
- ▶ Sample former for compacting the samples
- ▶ Pressure valve with cell pressure control, for assembly in dynamic testing machines for cell pressures up to 200 kPa
- ▶ Transparent plexiglass cylinder
- ▶ Top and bottom pressure plate
- ▶ membrane stretcher

Technical specifications:

Sample dimensions	D100x200
	D150x300

20-60599E260



VOYAGER 10
REVIS

20



Test option tensile creep test TCT (retardation)

On mortar samples 40 x 20 mm. The device consists of a frame for horizontal installation of the testing machine 20-65300 in the climate chamber 20-61300 and the device for tensile creep tests with a precision-guided sample trolley, the floating sample support and the 20 mm deformation measuring device installed on it, resolution 0.2 µm. Complete with TCT - software module for test execution and evaluation.

20-65700

A notice:

To be used exclusively in connection with 20-65000




AREA 20 ASPHALT & BITUMEN

Performance testing

ACCESSORIES

Dynamic testing systems



Stamp penetration test (D80)

TPA StB Part 25 A2 Additionally 1x 20-60199E200 is required.

20-60199E210

Swelling Pressure Test

Requires additional 20-60199E200.

		Standard(s)
20-60199E220	(D100)	DIN EN 12697-25A1
20-60199E230	(D110)	TPA Stb Part 25 B1

Stamp penetration test (D56,4) GA

EN 12697-25 A2 - TPA StB 25-A1-SN Additionally 20-60199E200 required.

Technical data

Weight 1.00 kg


20-60199E250

Displacement sensor

20-60599E100	Accuracy 1 µm
20-60599E101	Accuracy 0.1 µm

Pressure strips for indirect tensile tests V2020

20-60599E200



Used for splitting-swelling test

EN 12697-24 (E) / 12697-26 (C) ASTM D 4123 - AASHTO TP 31 supplementary module for 20-60100 for test specimens Ø 100 and Ø 150 mm Includes:

- ▶ Centering device for samples Ø 100 and 150 mm
- ▶ Spacers Set of interchangeable pressure bars at top/bottom, width 12.7 mm, r = 50 mm for specimens Ø 100 mm (EN12697-24E)
- ▶ Replaceable pressure bar at the top width 12.7 mm, r = 50 mm for samples Ø 100 mm (EN12697-26C)
- ▶ Set of interchangeable pressure bars top/bottom width 19.1 mm, r = 75 mm for specimens Ø 150 mm (EN12697-24E)
- ▶ Exchangeable pressure bars at the top width 19.1 mm, r = 75 mm for samples Ø 150 mm (EN12697-26C)
- ▶ Holding frame with specimen clamping device and adapter for probes for specimens Ø 100 and 150 mm
- ▶ 2 probes 12 mm, resolution 0.0001 mm (0.1 µm)
- ▶ Evaluation software for DYNASOFT to determine the stiffness modulus according to 26C and the fatigue function according to 24E

Technical data



Weight 3.00 kg

20-60199E260

Dial gauge holder frame V2020

2 sensors, for measuring the specimen deformation with an additional frame attached to the specimen Mounting frame for D100 and D150mm specimens for fastening displacement sensors to the specimen.

20-60599E201



Dial indicator holder glued EN

2 sensors, mounted on the specimen for indirect tensile testing with 2 sensors, incl. mounting strip, adapter.



20-60599E202

Dial indicator holder ASTM

4 sensors mounted directly on the sample. For indirect tensile tests according to: ASTM D7369 - AASHTO TP79 - DNIT 135.

Contains:

- ▶ 20 measuring pads for sticking
- ▶ 10 adhesive pads for sensor head mounting
- ▶ 10 adhesive pads for sensor base mounting



Adhesive device for 4" and 6" samples Requires 2 additional sensors 20-60599E100 / 101.


Technical specifications

Weight 9.70 kg

20-60599E203

Print strip with alignment device


DNIT 135/136/138.



20-60599E204

Insert frame four-point bending test EN 12697-24D /-26B

EN 12697-24 (D) Fatigue - EN 12697-26 (B) Stiffness - AASHTO TP8/94 - T321



For performing four-point flexural tests on prismatic specimens with dimensions 50x50 / 70x70 / 50x63 x 470 mm. The bending insert is installed in a dynamic test system 20-605xx with drive from below. During the test to compensate for settlement effects, the asphalt sample clamped in the bending test device is tensioned evenly and force-controlled via 4 DC motors with ball screws. Complete with force and deformation measuring device. The entire control and measurement data acquisition takes place via the dynamic test system and the Windows software DYNASOFT.

A transport trolley 20-6071 is recommended for handling the device.

Technical data

Test force	5 kN	Accuracy	0.1%
Deformation transducer			± 5mm
Resolution			0.001mm
Hub			± 5mm
Frequency			0.1 to 30Hz
Temperature range			-20° to 60°C
Automatic specimen clamping			via servomotors
Test specimen dimensions	50x50 / 70x70 / 50x63		x 470 mm
Number of supports			4
Support distance			118.5mm
Dimension approx.			500x500x350mm
Weight approx.			32.00 kg

20-60599E230

AREA 20 ASPHALT & BITUMEN

Performance testing

ACCESSORIES

Dynamic testing systems




Plate set for penetration tests V2020

20-60599E220

Pressure plates DNIT / AASHTO

For displacement sensors for dynamic module and flow tests according to:

- ▶ AASHTO TP79 - DNIT 184

For sample size D100, consisting of:

- ▶ 40x adhesive adapter
- ▶ 8x sensor holder ·8x measuring block
- ▶ Upper and lower pressure plates

2-component adhesive Requires 2 additional sensors
20-60599E100 / 101.

Technical data

Weight 3.30 kg

20-60599E240

Pressure test according to EN12697-25B +

AASHTO TP 79 - NCHRP 9-19 - NCHRP 9-29 - EN 12697-25 B Consisting of a triaxial cell, a base plate and an integrated load cell for testing the dynamic modulus, flow number and flow time for use in dynamic test systems ·20-60550:30 kN ·20-60500: 50 kN ·20- 60400: 100 kN Triaxial cell with a transparent glass cylinder Quick coupling system for cell pressure Integrated valve system for stable cell pressure conditions and cell closure Pneumatic lifting system for quick sample adjustment Integrated water separator system Sensor and load cell connection through the cover plate Software for test procedure and test evaluation using BASDA software .


Technical specifications

Dimension	500x500x350mm
Weight	28.60 kg
Load range	25 kN (dynamic)
Trial dimension	100x200mm 100x150mm
Accuracy	0.1%
Max pressure	3.0 bars
Work pressure	2.25 bars

20-60599E241

Additional force transducer 10 kN V2020

20-60599E120





Measuring device for tensile tests according to EN12697-26E

20-60599E246

Test procedure for EN 12697-24 E

For dynamic indirect tensile tests on asphalt samples

20-60599E304

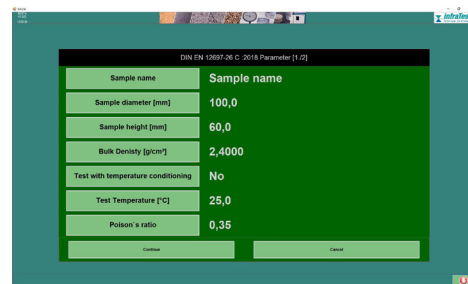
Test insert layer composite EN 12697-48

For dynamic testing of the layered bond of asphalt test specimens up to Ø 102 mm according to draft TP Asphalt-StB Part 48 Test device for holding asphalt test specimens with a specimen diameter of up to 102 mm, for installation in a universal testing machine Maximum load on the device up to 20 kN and test frequencies up to 10 Hz Technical Data: ·Supply pressure: 5 bar Necessary accessories, not included in the test device: ·2 * +/-1 mm precision displacement transducers for dynamic tests, class 0.2% ·2 x high-speed measuring amplifiers for both displacement transducers ·Compressed air regulator to generate the normal force via the pneumatic cylinder ·Clamping jaws for gluing the specimens for 98, 100 or 102 mm (optionally smaller) ·Adhesive device for holding the clamping jaws ·Control and data acquisition software for carrying out the test.

Technical data

Dimension	330x600x440mm
Weight	60.00 kg

20-60599E250



Test procedure for EN 12697-26C

Indirect Tensile Testing on Cylindrical Specimens (IT-CY).

20-60599E311




Discover the new and improved software **BASDA** for test procedures and evaluations!

AREA 20 ASPHALT & BITUMEN

Performance testing

ACCESSORIES

Dynamic testing systems



Test procedure for EN 12697-26D

Direct Tensile and Compression Testing on Cylindrical Specimens (DTC-CY).

20-60599E312

Test procedure for TP-Asphalt StB Part 46B

EN 12697-46 - UCT ST.

20-60599E348

Test procedure for EN 12697-26E

Direct tensile testing on cylindrical specimens (DT-CY) or on prismatic specimens (DT-PR).

20-60599E313


Experimental process

20-60599E360	NF P 98-260-1
20-60599E400	AASHTO T321 four-point bend
20-60599E401	AASHTO TP79 Dynamic Modulus
20-60599E402	AASHTO TP79 Flow Number
20-60599E403	AASHTO T342-11
20-60599E404	AASHTO T322-07 Indirect Tensile Test
20-60599E450	ASTM D7369 Indirect Tension Test

Experimental process

Including machine setup and testing and user instruction during commissioning.

20-60599E340	Test procedure for TP-Asphalt StB Part 23
20-60599E341	TP-Asphalt StB Part 24
20-60599E342	TP-Asphalt StB Part 25A1
20-60599E343	TP-Asphalt StB Part 25A2
20-60599E344	TP-Asphalt StB Part 25B1
20-60599E345	TP-Asphalt StB Part 26
20-60599E346	TP-Asphalt StB Part 80
20-60599E347	TP-Asphalt StB Part 81
20-60599E350	AL-SP - ASPHALT 09
20-60599E380	DNIT 135
20-60599E381	DNIT 136




AREA 20 ASPHALT & BITUMEN

Performance testing

ACCESSORIES


Dynamic testing systems



Sample mounting device

For centric gluing of the sample adaptation plates 40x40, 50 x 50 or 60 x 60 mm using 2-component adhesive.

Complete with height-adjustable specimen storage and length adjustment. The device can be easily dismantled for cleaning purposes.



Technical data

Weight 5.80 kg

20-65550

Kit 2-component adhesive

Technical data

Weight 1.00 kg

20-65551

Syringe for 2-component glue

Technical data

Weight 1.00 kg

20-65552

Test option relaxation test RT

Functional expansion through an additional RT software module for test execution and evaluation.

20-65600

Test option tensile creep test TCT (Retardation)

On mortar samples 40 x 20 mm. The device consists of a frame for horizontal installation of the testing machine 20-65300 in the climate chamber 20-61300 and the device for tensile creep tests with a precision-guided sample trolley, the floating sample support and the 20 mm deformation measuring device installed on it, resolution 0.2 µm. Complete with TCT - software module for test execution and evaluation.

20-65700

Casting mold for TCT specimen production

Complete with base plate.

20-65770

Handle for casting mold 20-65770

For the transport and storage of specimens for the tensile creep test.



20-65775



Handling device lifting table TSRST

For filling the temperature control cabinet 20-6000.

Technical data

Weight 100.00 kg

20-6070

Lifting table for dynamic system

For loading and unloading the test inserts in the temperature test cabinet.

Technical data

Weight 80.00 kg

20-6071

Sample plate set 40 x 40 mm TCT

Consisting of 2 sample plates 40x40 for retardation test.



20-60750

TRAVIS test frame 4 sensors

EN 12697-46 can be used with 20-65000 for simultaneous testing on 2 asphalt specimens. Complete with stepper motor drive and force and deformation measuring device. The test frame is set up inside the climatic chamber next to the test frame included in the scope of delivery of 20-65000 and operated via the TRAVISOFT control and software.

Technical data

Weight 132.00 kg

20-65300

TRAVIS test frame 2 sensors

Technical data

Weight 132.00 kg

20-65301

Sample plate set TSRST

Made of stainless steel 14 mm thick. Set of 2 pieces.



20-65500 60x60mm

20-65510 40x40mm

20-65520 50x50mm

AREA 20 ASPHALT & BITUMEN

Miscellaneous

Water content test facility EN 12697-14

EN 12697-14 For the determination of the water content of asphalt by the Dean and Stark distillation method.

Contains:

- ▶ Stainless steel container with removable lid and base for heating via an electric heating plate
- ▶ Holder for attachable glass set
- ▶ Screen basket 180 mm
- ▶ Tripod
- ▶ 20-0248 Measuring template 20 ml, graduation 0.1 ml with ground joint NS 29/32 at the top and drain valve

20-0249 Mohr cooler 300 mm NS 29/32 · 20-0251 odor trap A hotplate (50-04551) and a cooling water connection are also required to carry out the experiment.

Technical data

Weight 5.20 kg

20-0230



Round-bottom flask 1000 ml NS 29/32

Technical data

Weight 0.30 kg

20-0247

Measuring tube 20 ml

EN 12697-14 Graduation 0.1 ml.

Technical data

Weight 0.20 kg

20-0248



Mohr cooler 250 mm

DIN 12576 Liebig cooler Jacket length: 250 mm Cooling surface: 130 cm² Sleeve and core: NS 29/32.

Technical data

Weight 0.30 kg

20-0249



Electric mushroom heating hood 1000ml

Technical data

Electrical data 230V, 50Hz

20-0245

Retaining ring for 20-0245

Technical data

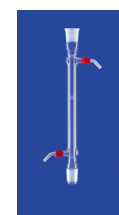
Weight 0.30 kg

20-0246



Glass cooler with standard ground joint

20-0250



Electric mushroom heating hood 500 ml

Technical data

Weight 1.80 kg

Electrical data 230V, 50Hz

20-0255

Retaining ring for mushroom heating mantle 500 ml

20-0256

Round-bottom flask 500 ml NS 29/32



Technical data

Weight	0.16 kg
--------	---------

20-0257

Cork ring for round bottom flask 500 ml Ø 110mm

Technical data

Weight	0.07 kg
--------	---------

20-0257.4

Measuring tube 25 ml

Graduation 0.1 ml with tap according to EN 1428.

Technical data

Weight	0.20 kg
--------	---------

20-0258

Mohr cooler 400 mm long NS 29/ 32



20-0259

Electric mushroom heating hood 2000 ml

600 W, Tmax. 450°C

20-0265

Carrying ring for mushroom heating hood 2000 ml

20-0267

Electric mushroom heating hood 3000 ml

Ø 185 mm, max. temperature: 450°C.

Technical data

Electrical data	230V, 50Hz, 0.7kW
-----------------	-------------------

20-0270

Tripod for mushroom heating hood 20-0270

20-0272

Expansion Tester

EN 12272-1 Consisting of tray with spring balance and suspension chains.

20-9410

Vialit Adhesion Tester

EN 12272-3 To determine the adhesion force between binder and rock. Consisting of: Test roller with rubber pad and handle 6 test plates Steel ball Ø 50 mm Test frame with rod 500 mm high.

20-9420

Sampling shovel for asphalt and aggregate

DIN EN 932-1:1996-11 - ÖNORM EN 12697-27 Typical sampling shovel with raised sides for sampling hot asphalt and aggregates according to the standard.

Technical data

Weight	1.20 kg
--------	---------

20-9430

**NEW
ELECTRICALLY
SUSTAINABLE**



DRILLING & SAWING



***MOST PRECISE
TECHNOLOGY -***

ON EARTH AND ABOVE

RANGE 60 DRILLING & CUTTING EQUIPMENT

Road Core Drill

Electric Road Core Drilling machine

Electric Road Core Drilling machine (lightweight version) with spring-loaded and ax with rubber and standard suspension. Powerful water-cooled electric drill motor with selectable speed of 180-1370 rpm with 18 levels and display. Infinitely adjustable, load-dependent electric drill feed (no hydraulic drive necessary). 3 foldable electric supports for adjustment in two axes. Each carrier has single and synchronous operation.

- ▶ GRP water tank with a volume of 320 l
- ▶ LCD display for water level 0-100%
- ▶ Additional quick coupling for cleaning devices
- ▶ Stable, corrosion-resistant aluminum frame
- ▶ All fairing and accessories in painted aluminum sheet
- ▶ Electrical emergency stop function
- ▶ Economical LED lighting
- ▶ Integrated LED lighting and warning light
- ▶ Remote control operation

Rechargeable battery pack: Includes 24V LiFePO4 smart battery pack with 5120Wh, Bluetooth app to monitor voltage and temperature. Illuminated LCD display for battery status (% or Ah), remaining time, current status and voltage. Integrated charge controller with inverter (230 V. Including charging cable for 230 V socket. Socket for the additional use of devices (max. 3 kW, switched off during drilling).

Rigid linear guide with stainless steel trapezoidal spindle with a drilling feed of 800 mm.

Technical data

Dimension (LxWxH)	2100x1620x2000mm (3300 mm total length with trailer drawbar)
Curb weight	550.00 kg
Total weight (filled)	750.00 kg
Drill feed	800mm
Maximum towing capacity	50.00 kg
Drill connection	1 1/4 UVC

60-01000



LED warning light



LED work light




Remote control



Digital display of drilling depth





Power plug



Storage box



Min. 6 hours running time



LCD display for water level and battery level

More specifications

Electrical data	3.7 kW
Rotation speed	180-1370 rpm
Battery operation	up to 6 hours
Water tank	320 L (with pump)
Drilling diameter	up to 350 mm
Drilling depth	up to 700 mm
Feed speed infinitely adjustable	

The CO₂-neutral road drilling rig is the sustainable answer to climate change. It produces no emissions and saves both resources and costs by being independent of fossil fuels.

Advantages:

- ▶ Environmentally friendly
- ▶ Easy charging
- ▶ Very light so no trailer license is required
- ▶ A complete working day without reloading
- ▶ Built-in remote control for maximum work safety



AREA 60 DRILLING & CUTTING EQUIPMENT

Road Core Drill

Road core drill hydraulic GASOLINE

On a single-axle trailer with stainless steel water tank, oil tank and hydraulic unit with 4-stroke petrol engine. Two hydraulically operated cylinders move the drill rig up and down to ensure stability while drilling. The hydraulically operated drill motor with 1¼" UNC shaft for the drill connection and the internal cooling water supply is operated hydraulically or manually using a handwheel and a threaded spindle. Supplied with electric water pump and controls on the right side. A base plate that can be swiveled by approx. 5° and a drill centering with foot pedal are available as options.

Technical specifications

Dimension	3350x1600x1700mm
Curb weight	810.00 kg
Total mixture (filled)	1300.00 kg
V max.	80 km/h 100 km/h on request
4-stroke engine	23 Hp
Drive torque	190 Nm to 550 rpm 170 Nm to 800 rpm
Volume of the water tank	400 l
Fuel tank volume	20 l
Volume of the oil tank	70 l
Drill connection	1¼" UNC
Drilling diameter	80-250 mm, optionally max. 300-330 mm
Drill feed	600 mm

60-0110

Hydraulic DIESEL road core drill

Deviating from 60-0110, on a single-axle trailer with stainless steel water tank, oil tank and hydraulic unit with diesel engine. Two hydraulically operated cylinders ensure the up and down movement of the drilling rig and ensure a stable position during drilling.

Technical specifications

Dimension	3350x1600x1700mm
Total weight (filled)	1450.00 kg
V max.	80 km/h 100 km/h on request
Diesel engine	9.6 kW
Drive torque	up to 500 rpm. 110 Nm
Volume of the water tank	400 l
Fuel tank volume	20 l
Volume of the oil tank	70 l
Drill connection	1¼" UNC
Drilling diameter	80-250 mm
Drill feed	600 mm

60-0105



Diamond core bits with direct connection thread 1 1/4" or separate holder for open core bit tubes, see 60-0300... In addition, special clamping devices are available to prevent connected core bits from loosening, especially when turning left and right - see R05.12.665 for SW 41 or R05. 12.660 for SW 50.



Road core drill semi-hydraulic

On a single-axle trailer with stainless steel water tank, oil tank and hydraulic unit with 4-stroke petrol engine. Two hydraulically operated cylinders ensure the up and down movement of the drill stand, so that a stable stand is guaranteed when drilling. The hydraulically operated drill motor with 1¼" UNC shaft for the drill connection and the internal cooling water supply is operated manually using a handwheel and a threaded spindle. Supplied with electric water pump and controls on the right side. A base plate that can be swiveled by approx. 5° and a drill centering with foot pedal are available as options.

Technical specifications


Dimension	3350x1600x1700mm
Curb weight	820.00 kg
Total weight (filled)	1300.00 kg
V max.	80 km/h 100 km/h on request
Drive power	11.4 kW
Drive torque	110 Nm up to 550 rpm 100 Nm from 550 to 720 rpm
Volume of the water tank	400 l
Fuel tank volume	20 l
Volume of the oil tank	70 l
Drill connection	1¼" UNC
Drilling diameter	80-250 mm, optionally max. 300-330 mm
Drill feed	600 mm

60-0100



Drill holder view

(road core drill 60-0100)



AREA 60 DRILLING & CUTTING EQUIPMENT

Road Core Drill

ACCESSORIES

Road Core Drill




HONDA 22.1HP drive surcharge

Includes: HONDA special exhaust manifold, HONDA special engine cover.

Technical specifications

Weight	6.00 kg
--------	---------

60-0110HONDA



Increase of the drilling stroke 990 mm

Extension for road core drill 60-0110

- ▶ Extension of the carriage up to 1000 mm
- ▶ With powerful hydraulic motor
- ▶ Available only with 60-0112, increase in weight 1500 kg

60-0111

1.5t
4 bar / 58 psi

Increase in weight

For road core drill TYPE 60-0110 (1500 kg)

- ▶ Including reinforced brake
- ▶ Including reinforced axle weight

60-0112

Hydraulic hammer upgrade

For connection to the road core drill type 60-0110. The hammer is used for compacting and compacting asphalt and road surfaces.

Including extension of the hydraulic valve, all hydraulic connections, bracket and pneumatic hammer type Atlas Copco LH 190. Tamping plates (60-0113E30 / E40) are also required.

- ▶ Only available with 60-0112

Technical specifications

Weight	20.00 kg
Stroke rate	up to 1400 beats/min

60-0113



Option 100km/h

with reinforced chassis

Surcharge at price 60-0100/10.

Technical specifications

Weight	5.00 kg
--------	---------

60-0114

Illumination of the drilling site

Auxiliary headlights for drill rigs.

Technical specifications


Weight	2.00 kg
--------	---------

60-0118

White side marker lights

1 set right/left.

60-0119



Base plate 5°

can be moved horizontally around its longitudinal axis and is equipped with a drill centering unit operated by a foot pedal. Option for 60-0100/0110.

60-0115

Water control device

Technical specifications

Weight	1.00 kg
--------	---------

60-0117

AREA 60 DRILLING & CUTTING EQUIPMENT

Saws


Parallel grinding and cutting machine

With two electric motors, equipped with diamond grinding heads for simultaneous plane-parallel grinding of samples. Both grinding units can be fine-tuned to achieve parallel sample surfaces. The samples are fixed on an electrically driven, movable carriage with a variable speed range. The diamond grinding heads are equipped with a cooling water connection for the city water installation. Supplied with protective hood and clamping device for cubes 100 to 150 mm and cylindrical specimens \varnothing 100 to \varnothing 150 mm. Clamping devices for 50 mm cubes, 200 mm cubes and \varnothing 50 mm cylindrical specimens are available as an option. Supplied with cutting head for diamond saw blades \varnothing 450 mm. If required, a second diamond saw blade can be attached with variable spacing from 25 to 60 mm.

Two diamond grinding heads \varnothing 210 mm. 60-12200 for bituminous mix or 60-12210 for concrete and diamond saw blades 450 mm dia. 60-12300 must be ordered separately.

Advantages:

- ▶ Automatic operation for cutting and grinding
- ▶ Control-guided sawing and grinding process
- ▶ One process: only one-time installation for sawing and grinding
- ▶ Various saw attachments



Parallel grinding and cutting machine 450 mm

Supplied with cutting head for diamond saw blades \varnothing 450 mm. If required, a second diamond saw blade can be attached with variable spacing from 25 to 60 mm. This system is suitable for cutting particularly prismatic samples from sample plates up to 410 x 260 x 120 mm.

Two diamond grinding heads \varnothing 210 mm. 60-12200 for bituminous mix or 60-12210 for concrete and diamond saw blades 450 mm dia. 60-12300 must be ordered separately.

Technical specifications

Dimension	1850 x 2150 x 1720mm (height = 2230mm when safety cover open)
Weight	900.00 kg
Electrical data	2 x 3 kW for grinding, 4 kW for sawing
Specimen length min.	50 mm
Clamping device	for cubes 100 to 150 & cylindrical samples 100 to 150 mm diameter

60-1200

Parallel grinding and cutting machine 650 mm


Supplied with a cutting head for diamond saw blades \varnothing 650 mm. If required, a second diamond saw blade can be attached with variable distances from 25 to 60 mm. This system is suitable for cutting particularly prismatic samples from sample plates up to 410 x 260 x 230 mm.

Two diamond grinding heads \varnothing 210 mm. 60-12200 for bituminous mix or 60-12210 for concrete and diamond saw blades \varnothing 650 mm. 60-12400 must be ordered separately.

Technical specifications

Dimension	1850 x 2150 x 1900mm (height = 2500mm when safety cover open)
Weight	950.00 kg
Electrical data	2 x 3 kW for grinding, 4 kW for sawing
Specimen length min.	50 mm
Clamping device	for cubes 100 to 150 & cylindrical samples 100 to 150 mm diameter

60-1202



AREA 60 DRILLING & CUTTING EQUIPMENT


Saws

Automatic sample cutting machine

Floor mounted rigid steel frame with hinged lid and viewing window protected by a safety switch. The movable sample stage is equipped with a motor and variable speed. After fixing the samples, the entire process is controlled from an external control cabinet. The cutting head is height-adjustable and allows the use of one or two saw blades at a variable distance of 25 to 60 mm. The sample table is roller-guided and prepared for mounting various sample holders, e.g. B. for the preparation of prismatic samples. Supplied with cooling water installation for connection to the municipal water supply. Without diamond saw blades and without specimen holders.

Advantages:

- ▶ Automatic operation
- ▶ Sawing operation PID-controlled



Sample sawing machine 450 mm Auto

Technical specifications

Dimension	1515x1790x1790mm
Weight	515.00 kg
Electrical data	400V, 50/60Hz, 3P+N+PE, 5kW

60-1203

Sample sawing machine 650 mm Auto

Technical specifications

Dimension	1515x1790x1790mm
Weight	900.00 kg
Electrical data	400V, 50/60Hz, 3P+N+PE, 5kW

60-1202

Parallel grinding machine

With two electric motors, equipped with diamond grinding heads for simultaneous plane-parallel grinding of samples. Both grinding units can be fine-tuned to achieve parallel sample surfaces. The samples are fixed on an electrically driven, movable carriage with a variable speed range. The diamond grinding heads are equipped with a cooling water connection for the city water installation. Supplied with protective hood and clamping device for cubes 100 to 150 mm and cylindrical samples 100 to 150 mm Ø.

Clamping devices for 50 mm cubes, 200 mm cubes and Ø 50 mm cylindrical specimens are available as an option. Two diamond grinding heads 210 mm Ø. 60-12200 for bituminous mix or 60-12210 for concrete must be ordered separately.

Technical data

Dimension	1850x2150x1500 mm (height = 2200 mm when safety cover is open)
Weight	850.00 kg
Electrical data	400V, 50Hz, 2x3kW, 16A 2 x 3 kW for grinding, 4 kW for sawing
Clamping device	for cubes 100 to 150 & cylindrical samples 100 up to 150 mm diameter
Sample length min.	50mm



60-1205

AREA 60 DRILLING & CUTTING EQUIPMENT

Saws

ACCESSORIES

Saws



Base plate clamping device

Wrench 60-12515E20...required additionally.

Technical specifications

Weight 5.00 kg

60-12515E10

Clamping device for 60-12515E10

For grinding and sawing up to 4 samples Ø 40 - 75 mm.

Technical specifications

Weight 5.00 kg

60-12515E20

Clamping device for 60-12515E10

For grinding and sawing up to 2 samples Ø 75 - 100 mm.

Technical specifications

Weight 5.00 kg

60-12515E21





Clamping device for 60-12515E10

For grinding and sawing up to 2 samples Ø 100 - 150 mm (for 60-1202).

Technical specifications

Weight 5.00 kg

60-12515E22



Clamping device for 60-12515E10


For grinding and sawing for cubes/plates 30 - 100 mm (up to 60-1200).

Incl. extensions for grinding cubes 200 mm (up to 60-1202).

Technical specifications

Weight 5.00 kg

60-12515E30



Additional tensioner for 60-12515E40

For grinding and sawing for 150 mm cubes.

Technical specifications

Weight 5.00 kg

60-12515E41

Clamping device for 60-12515E10

For grinding and sawing for cubes/plates 30 - 200 mm (up to 60-1202).

Technical specifications

Weight 5.00 kg

60-12515E40

RANGE 60 DRILLING & CUTTING EQUIPMENT

Laboratory Core Device

Electrical Laboratory Core Device

For manual and automatic drilling of drill cores in asphalt and concrete. Sample dimensions approx. 600 x 400 x 300 mm. Core diameter 50 - 150 mm. Drilling speed adjustable in steps from approx. 300-1370rpm

- ▶ Drilling feed adjustable from 0-0.2 m/min
- ▶ Water flush with adjustable amount of water
- ▶ Sample plate can be moved and fixed on the drill table
- ▶ Collection tray for flushing water with overflow for clear water, easily removable for emptying
- ▶ control unit on the machine
- ▶ Easy-to-open splash guard, drip edge in the drip tray
- ▶ Adjustable stop
- ▶ Optional roller floor for easy moving or plastic strip, eg PTFE
- ▶ Adjustable drill table for drilling perpendicular to the panel surface, or drill unit oriented perpendicular to the drill table
- ▶ Height of the drilling table for easy transfer of the panels from the transport trolley to the drilling table
- ▶ Adjustable center piece to guide the drill

Technical specifications


Dimension	1400x1200x1943 mm
Weight	400.00 kg
Electrical data	230 V, 50 Hz. 3.7 kW

60-0220


Advantages:

- ▶ Robust tool table
- ▶ Diverse clamping options
- ▶ Automatic drill feed with stop function





Before drilling



During drilling




After drilling



Drill bit



Control unit



Clamping system



Clamping system screws



Nubs of the clamping system



Dismantled clamping system



ASPHALT & BITUMEN

Index of keywords

Contents

6-wire beater for kettle 20 l	123
absorption dryer unit	53
Adaptor stamp height 60 mm	5
Additional device mixing torque	128
Additional device to 20-1955	8
Additional device to 20-1957	8
Additional force transducer 10 kN V2020	178
Additional mixing tank	129
Additional tensioner for 60-12515E40	199
Air Compressor for Kinexus DSR	53
Air tracking tester	134
Asphalt analyzer PURE basic module	72
Asphalt analyzer YOU!	60
Asphalt Analyzer YOU! PG	63
Asphalt analyzer YOU! touch	62
Asphalt Trim Tool	52
Automatic Marshall Compressor	95
Automatic sample cutting machine	196
Ball centering device RuK	23
Ball valve for 20-2400	36
Base plate 5°	193
Base plate clamping device	198
Base plate ductilometer form cpl.	35
Base plate for 20-1450/70	98
Base plate for 20-1471	98
Base plate Marshall	100
Base plate Marshall 152.4 mm	98
Beaker 600 ml	23
Beater for kettle 16 l	123
Beating machine boiler 20 l	123
Beating whisk for cauldron 16 l	123
Bending Beam Rheometer (BBR)	54
Bending device according to PNST 179	116
Bitumen washing machine collection bottle	85
Bottle rolling device	91
Bottle rolling device	91
C25 Flat Cylinder Kit for Rubber	52
Calibration set for the automatic breaking point 20-22650	25
Carrying ring for mushroom heating hood 2000 ml	185
Casting mold for TCT specimen production	182
Casting mould	136

Casting plate nickel-plated	22
Circulation cooling system	67
Circulation cooling system 60 Hz	67
Clamp for 20-0180E20	130
Clamping device for 60-12515E10	198
Clamping device for 60-12515E10	198
Clamping device for 60-12515E10	198
Clamping device for 60-12515E10	199
Clamping device for 60-12515E10	199
Cleveland Flash Point Tester	37
closing cover	65
Closing cover	82
Closing rod to 20-2400	36
Collecting bottle solvent rotary evaporator	85
Compressor RTFOT	42
Controller Thermosel Model 106	38
Conversion kit M KRC	115
Cooling coil for tap water connection	19
Cooling liquid to the heat exchanger	50
Cooling thermostat	26
Cooling thermostat	26
Cork ring for evaporating flasks 1000 - 2000 ml	87
Cork ring for round bottom flask 500 ml Ø 110mm	185
Cross socket for 20-0180E20	130
Cube shape 70.7 mm	6
Cylindrical shape 150 x 300 mm	5
Density hydrometer	92
Dial gauge holder frame V2020	171
Dial gauge holder frame V2020	172
Dial gauge holder frame V2020	176
Dial indicator holder	169
Dial indicator holder ASTM	177
Dial indicator holder glued EN	177
Diaphragm vacuum pump	92
Digital vacuum gauge	90
DIN inner cylinder for C25 cylinder system	52
DIN outer cup for C25 cylinder system	52
Dispersing tool for 20-0180	130
Displacement sensor	176
Disposal trolley	68
Dissolve wash option	64
Distillation Plant	86
Dosing device stabilizer	66

Drain rack for two flasks	69	Experimental process	180
Drop rod 47.5 g	18	Extraction coupling supply center 3-pin	68
DSR Cannon Test	52	Extraction coupling supply center 3-pin	84
DSR High Temperature Standard Cannon Oil	51	Extraction coupling supply center 4-pin	68
DSR silicone filling mold Ø 4 mm	53	Extraction coupling supply center 4-pin	84
DSR silicone filling mould	51	Falling hammer complete	98
Ductilometer	28	Filling funnel	92
Ductilometer 400 mm	30	Filling funnel Marshall 101.6 mm	100
Ductilometer 400 mm digital	30	Filling funnel with plug-in coupling	66
Ductilometer 1000 mm	31	Filter-extraction centrifuge 1500/3000 g	86
Ductilometer 1000 mm digital	31	Filter-extraction centrifuge	
Ductilometer 1500 mm	33	1500 g - 60 Hz	86
Ductilometer 1500 mm digital	32	Fine filter water 90 µm	69
Ductilometer forms elastic recovery	34	Flat panel 150 x 150 mm	22
Ductilometer Forms Force	34	Flow meter	112
Ductilometer form without base plate	35	Form cylinder	100
Duriez cylinder shape	4	Form cylinder Marshall	99
Duriez cylinder shape Ø 120 mm	4	Forming cylinder	4
Duriez mold set 80 mm	4	Fraass breaking point apparatus	25
Duriez mold set 120 mm	4	Fraass double breaking point apparatus	24
Dynamic asphalt testing	164	Funnel attachment for 20-0150	129
Dynamic compact testing system 10 kN / 10 Hz	153	Funnel attachment with insulated lid	128
Dynamic compact testing system 50 kN / 60 Hz	156	Glass cooler with standard ground joint	184
Dynamic compact testing system RIO 30 kN / 30 Hz	154	Glass flask wash insert	69
Dynamic testing device 50 kN/60 Hz	158	Glass flask wash insert RTFOT glasses	43
Electrical Laboratory Core Device	200	Glass flask wash insert RTFOT glasses	69
Electrical mixing sheet		Glass jar RTFOT - concave opening	42
1000 x 750 x 60 mm	120	Glass jar RTFOT - convex opening	42
Electrical mixing sheet		Granulator	118
1500 x 1000 x 210 mm	121	Gripping tongs	27
Electrical mixing sheet inside dim. 620x440x60mm	120	Gyrator calibration kit	147
Electrical mixing sheet inside dim. 880x620x60mm	120	Gyrator iT (centrifugal compressor)	146
Electric melting device	27	Gyrator iT compression form	147
Electric mushroom heating hood 500 ml	184	Gyrator shape Ø150 mm	
Electric mushroom heating hood 1000ml	184	(emulsion, soil)	147
Electric mushroom heating hood 2000 ml	185	Handle for casting mold 20-65770	182
Electric mushroom heating hood		Handling device asphalt sample WSV	145
3000 ml	185	Handling device lifting table TSRST	183
Electric Road Core Drilling machine	188	Heating bath liquid	88
Engler flask 100/100 ml	39	Heating plate for Marshall monkeys	99
Engler viscometer 1-fold DIN	39	High shear mixer	130
Evaporation flask		HONDA 22.1HP drive surcharge	192
NS 29/32	86	Hopper	66
Expansion Tester	185	Hydraulic DIESEL road core drill	190
Experimental process	180	Hydraulic dispenser	101

ASPHALT & BITUMEN

Index of keywords

Hydraulic hammer upgrade	192	Laboratory mixer 4-15 kg	126
Illumination of the drilling site	193	Laboratory mixer 30 l	124
Impact compactor Marshall 100/150	97	Laboratory mixer 30 l 60Hz	124
Impact compressor	95	Lifting table for dynamic system	183
Impact compressor Marshall	97	Load transducer 500 N	34
Impact compressor Marshall 101.2/152.4 GOST	97	Loss on heating oven TFOT	40
Increase in weight	192	Lower measuring plate stainless steel	51
Increase of the drilling stroke 990 mm	192	Lower removable plate Ø 25 mm stainless steel	53
Inlay paper for centrifugal sleeve	65	Magnetic holder with adhesive device	168
Inlet strainer	66	Magnetic stirring rod Ø 8 x 50 mm PTFE	23
Insert frame four-point bending test	166	Manual Fraass breaking point apparatus	24
Insert frame four-point bending test EN 12697-24D / -26B	177	Marshall Compactor	94
Insert paper 260 x 320 mm	145	Marshall Compression Testing Machine 30 kN	106
Insert tub	68	Marshall Compression Testing Machine 30 kN-PC	107
Inspection stamp	4	Marshall dispenser 50 kN, electro-hydraulic	101
Kinexus	46	Marshall dispenser 100/150 50 kN, electro-hydraulic	101
Kinexus BTSV-DSR-III rheometer platform incl. rSpace software	48	Marshall forme cylinder Ø 152.4 mm	99
Kinexus cryogenic option	51	Marshall shear die 152.4 mm ASTM	112
Kinexus Cylinder Peltier Temperature Control	51	Marshall shear form	112
Kinexus DSR+ rheometer platform incl. rSpace software	48	Marshall water bath	102
Kinexus DSR-III Rheometer Package-BTSV	48	Marshall Water Bath	102
Kinexus DSR rheometer platform incl. rSpace software	48	Measurement data acquisition system ETG	7
Kinexus heat exchanger	50	Measurement data acquisition system ETG +temperature acquisition	7
Kinexus Plate-Peltier -5 to 150 °C	50	Measuring device compressibility	100
Kinexus Plate-Peltier -40 to 200 °C	50	Measuring device for tensile tests according to EN12697-26E	179
Kinexus Solvent Trap	50	Measuring tube 20 ml	184
Kit 2-component adhesive	182	Measuring tube 25 ml	185
Kit anti-drip/splash protection	129	Metal clip with locking mechanism	87
Kit connecting parts 1 consumer	69	Module rotary evaporator ROTA	76
Kit connecting parts 2 consumers	69	Module washing device MODA	74
Kit drop hammer cpl.	98	Mohr cooler 250 mm	184
Kit filling cooler at 20-1148	69	Mohr cooler 400 mm long NS 29/ 32	185
Kit impeller laboratory mixer 30 l	128	Monkey	99
Kit replacement agitator blades	129	Mounting binder for 20-4010/20-4011	136
Kit replacement wheel rubberized Ø 203	136	Octagonal Lid Stopper Glass	91
Kit replacement wings steel	118	Option 100km/h	193
Kneading arm stainless steel for kettle 16 l	122	Option fully automatic solvent wash cycle	64
Kneading arm stainless steel for kettle 20 l	123	Option increased load 1400N	136
Lab mixer	122	PAK paint spray can	43
Lab mixer	122	Parallel grinding and cutting machine	194
Laboratory glass bottle 5000 ml	91	Parallel grinding and cutting machine 450 mm	195
		Parallel grinding and cutting machine 650 mm	195
		Parallel grinding machine	197

Parts cleaning module PURE	78	Refill Pack 3 (Reagent 3)	83
PAV – Pressure Aging Device with Vacuum Unit	45	REGO laboratory mixer - standing model	123
Penetration bullet	18	Removal coupling SAFE-TAINER 3-pin	84
Penetration cone	19	Removal coupling SAFE-TAINER 4-pin	84
Penetration depth tester 1-way	6	Replacement jaws	115
Penetration depth tester 2-way	6	Replacement measuring cylinder 100 ml	36
Penetration needle 2.5 g / 3.2 mm magnet	18	Replacement test stamp Ø 100 mm	117
Penetration Test Plates	6	Replacement volumetric flask 60 ml	39
Penetrometer	10	Retaining ring	4
Penetrometer	12	Retaining ring 2-part Ø 120 mm	5
Penetrometer automatic	17	Retaining ring for 20-0245	184
Penetrometer digital	14	Retaining ring for mushroom heating mantle 500 ml	185
Penetrometer pre-tempering bath	19	Retensioning form 69 mm	6
Penetrometer with control unit	13	Ring and ball insert frame	22
Pensky-Martens flash point tester	37	Ring and ball insert frame for 20-2200	22
Pensky-Martens flash point tester	37	Ring and ball insert frame for 20-22000	22
Perforated base plate	18	Ring and ball machine	20
Permeability asphalt EN 12697-19	7	Road core drill hydraulic GASOLINE	190
Permeability test cell Ø 100 mm vertical	7	Road core drill semi-hydraulic	191
Permeability test cell Ø 150 mm vertical	7	Roller sector compactor 30 kN	140
Piston clamp NS29	86	Roller Sector compactor 40 kN	143
piston compressor	45	Roller sector compactor 820x260mm	144
Plaster gauge	136	Rotary evaporator set with vacuum unit	89
Plate set for penetration tests V2020	173	Round-bottom flask 500 ml NS 29/32	185
Plate set for penetration tests V2020	178	Round-bottom flask 1000 ml NS 29/32	184
Pressure aging tank PAV	44	RS232 cable 3m	52
Pressure plates DNIT / AASHTO	178	RTFOT glass scraper	42
Pressure strips for indirect tensile tests V2020	171	RVDV2T "EXTRA" viscometer	37
Pressure strips for indirect tensile tests V2020	172	Sample chamber rotational viscometer	38
Pressure strips for indirect tensile tests V2020	176	Sample cutter	23
Pressure test according to EN12697-25B +	178	Sample cylinder with aluminum base plate Ø 150 x 25 mm	6
Print stripe	114	Sample mounting device	182
Print strip Ø 150 20-1505	113	Sample plate set 40 x 40 mm TCT	183
Print strip with alignment device	177	Sample plate set TSRST	183
Pycnometer attachment	91	Sample sawing machine 450 mm Auto	197
Pycnometer calibrated	91	Sample sawing machine 650 mm Auto	197
Pycnometer Rolling Device	90	Sampling device	64
Pycnometer Rolling Device	90	Sampling device below	64
Rack rotary evaporator	64	Sampling shovel for asphalt and aggregate	185
Receiving flask KS35	87	Sampling to the rotary evaporator	64
Recording paper	112	Sayboldt viscometer	38
Reducing ring	19	Sayboldt viscometer 2-fold	38
Refill Pack 1 (Reagent 1, 2 + 3)	83	Screen body	65
Refill pack 2 (reagent 1 + 2)	83		

ASPHALT & BITUMEN

Index of keywords

Scuba tank	8	Storage plate	101
Scuffing Device	138	Supply and disposal wagons	68
Separation apparatus	118	Supply and disposal wagons	84
Set of BBR molds (3 pieces)	55	Suspension device	101
Setting caliber	112	Swelling Pressure Test	176
Shearing frame 100 mm	114	Syringe for 2-component glue	182
Shearing frame 150 mm	114	Tar Viscometer	36
Shear jaws r=75.5 mm	115	Telescopic stand for 20-0180	130
Shear jaws r=76.5 mm	115	Temperature control device ductilometer	34
Shear jaws r=76 mm	115	Temperature control fluid for 20-44411	51
Shear jaws r=77.5 mm	115	Temperature sensor ductilometer bath	35
Shear jaws r=77.5 mm SN	115	Test ball Ø 9.5 mm	22
Slingshot Sleeve	65	Test ball Ø 15 mm	23
Slingshot Sleeve	82	Test case	82
Solid state option "Torsion/DMA System"	52	Test device according to Wilhelmi	24
Solvent handling module for 20-11600	77	Test frame SCB (semi-circular bending test)	170
Soundproof cabin	100	Testing device cut-off bitumen	36
Soundproof cabin for PAV compressor	45	Testing/expulsion frame 100 kN	5
Special boiler 16 l	123	Test insert layer composite	167
Special pressure stamp 201.65 mm	4	Test insert layer composite EN 12697-48	179
Special shear jaw set r=73.5 mm	115	Test option relaxation test RT	182
Specimen clamping device Ø152 mm (set right/left)	137	Test option tensile creep test TCT (retardation)	175
Specimen clamping plate	137	Test option tensile creep test TCT (Retardation)	182
Spindle Rotational Viscometer SC4-21	38	Test panel bending device breaking point according to Fraass	26
Split device 100 mm with transverse strain measuring device	113	Test procedure	167
Split pulling device 100 mm	112	Test procedure for EN 12697-24 E	179
Stabilizer PER	83	Test procedure for EN 12697-26C	179
Stabilizer TRI	82	Test procedure for EN 12697-26D	180
Stainless steel cup tongs 300 mm long	42	Test procedure for EN 12697-26E	180
Stainless steel - rolling wheel	136	Test procedure for TP-Asphalt StB Part 46B	180
Stainless steel vacuum container	92	Test rig adhesive strength DSK TP A-StB 81/2009	117
Stainless steel vacuum container	92	Test rig bond strength TP Asph. T.81	117
Stamp Ø 149.6 x 30 mm	5	Test ring Wilhelmi 2-piece	24
Stamp penetration test (D56,4) GA	176	Test ring with step	22
Stamp penetration test (D80)	176	Test stamp 31.7 mm ²	6
Stamp with collar	4	Test stand for tensile strength DSK ZTV-SIB 90	116
Stamp with collar	4	Test stand SCB (semi-circular bending test)	116
Stamp with collar Ø 119.8 x 95 mm	5	Test tube	43
Stamp with collar Ø 119.8 x 95 mm	5	test tube opener	43
Standard viscosity oil 100 ml	53	Test use for ground tests	174
Steel cylinder shape Ø 101.6 mm	4	Test vessel for PAV Ø 140 x 9.5 mm	40
Stirring rod power magnet Ø 14 x 40 mm	23	Test vessel for PAV Ø 140 x 9.5 mm	45
		Test vessel penetration	19

Test vessel with outflow opening to 20-2400	36	washing drum 2.5 kg	65
Thermometer for breaking point	27	Washing drum 2.5 kg	82
Thermosel Thermo-Oven Viscometer	38	Water bath Ø 95 x 60 mm	18
Thin Film Test Furnace RTFOT	41	Water bath Ø 160 mm	18
Through-flow cooler for ductilometer 400/1000/1500 mm	35	Water bath Ø 160 mm without spouts	18
Top box	145	Water collection tray	5
Top box 260 x 500 mm	145	Water content test facility EN 12697-14	184
Top box 400 x 300 mm	145	Water control device	193
Top piece	100	Weather protection housing for recirculating cooler	69
Top piece for 20-1450/70	98	White side marker lights	193
Top piece for 20-1471	98	Wide-mouth bottle	91
Top piece for 20-1471 Ø 101.6 mm	98	Wire clip 29/32 for evaporating flasks	87
Top piece Marshall 152.4 mm	99	Woulff bottle 500 ml	90
Track formation tester water / air	134	Woulff bottle 500 ml with shock protection and 3 necks	90
TRAVIS low-temperature compact testing system TSRST	160		
TRAVIS test frame 2 sensors	183		
TRAVIS test frame 4 sensors	183		
Tripod for mushroom heating hood 20-0270	185		
TSE Rapid Tar Detector	42		
Universal splitting device	113		
Universal splitting device with transverse strain measuring device	114		
Universal testing machine 50 kN	108		
Universal testing machine 100 kN	109		
Universal testing machine 200 kN	110		
Upper geometry C 14 cylinder DIN	52		
Upper measuring plate	51		
Used for splitting-swelling test	176		
UV hand lamp	43		
Vacuum control and display device	90		
Vacuum control device	93		
Vacuum extraction coupling	85		
Vacuum gauge	68		
Vacuum pump with assembly parts	85		
Vacuum rotary evaporator	88		
Vacuum rotary evaporator	88		
Vacuum rotary evaporator	88		
Vacuum rotary evaporator	88		
Vialit Adhesion Tester	185		
Washer PTFE pure white	65		
Washing drum	65		
Washing drum	82		



**ALWAYS
2 STEPS
AHEAD!**



NOTES





***ALWAYS
AVAILABLE -
ON EARTH AND ABOVE***

AASHTO

Asphalt analyzer PURE basic module

- 20-11600 **72**

Asphalt analyzer YOU! PG

- 20-11340 **63**
- 20-11340-60 **63**

Asphalt Analyzer YOU! touch

- 20-11320 **62**
- 20-11320-60 **62**

Dynamic compact testing system RIO 30 kN / 30 Hz

- 20-60550 **154 , 156**

Washing device module MODA

- 20-11600E10 **74**

ASHTO R 28

Pressure Ageing tank PAV

- 20-44000 **44**

PAV – Pressure Ageing Device with Vacuum Unit

- 20-44150 **45**

RVDV2T "EXTRA" viscometer

- 20-2480 **37**

ASHTO T 40

Scuba tank

- 20-2010 **8th**

ASHTO T 47

Loss on heating oven TFOT

- 20-25700 **40**

Test vessel for PAV Ø 140 x 9.5 mm

- 20-2575 **40**

ASHTO T 49

Penetrometer automatically

- 20-20670 **17**

Digital penetrometer

- 20-20665 **14**

Penetrometer with control unit

- 20-2060 **13**

AASHTO T 49-07

Penetration needle 2.5 g / 3.2 mm magnet

- 20-20711 **18**

ASHTO T51

Ductilometer 400 mm

- 20-2331 **30**

Ductilometer 400 mm digital

- 20-2336 **30**

Ductilometer 1000 mm

- 20-2341 **31**

Ductilometer 1000 mm digital

- 20-2346 **31**

Ductilometer 1500 mm

- 20-2351 **33**

Ductilometer 1500 mm digital

- 20-2356 **32**

Ductilometer forms elastic recovery

- 20-2360 **34**

ASHTO T53

Test ball Ø 9.5 mm

- 20-2135 **22**

Test ring with step

- 20-2125 **22**

Ring and ball machine

- 20-22000 **20**

Ring and ball insert frame

- 20-2120 **22**

Ring and ball insert frame for 20-2200

- 20-2215 **22**

Ring and ball insert frame for 20-22000

- 20-22150 **22**

ASHTO T54

Engler viscometer 1-fold DIN

- 20-2560 **39**

ASHTO T 72

Sayboldt viscometer

- 20-2530 **38**

Sayboldt viscometer 2-fold

- 20-2540 **38**

ASHTO T 164

Filter extraction centrifuge 1500/3000 g

- 20-12000 **86**

Filter extraction centrifuge 1500 g - 60 Hz

- 20-1200-60 **86**

AASHTO T179

Loss on heating oven TFOT

- 20-25700 **40**

Test vessel for PAV Ø 140 x 9.5 mm

- 20-2575 **40**

AASHTO T 209

Stainless steel vacuum tank

- 20-1435 **92**

AASHTO T245

Automatic Marshall compressor

- 20-1471 **95**

Marshall compression testing machine 30 kN

- 20-1650 **106**

Marshall compression testing machine 30 kN-PC

- 20-1672 **107**

- 20-1672-60 **107**

Marshall shear form

- 20-1710 **112**

- 20-1712 **112**

Marshall Shear Form 152.4 mm ASTM

- 20-1712ASTM **112**

Marshall compactor

- 20-1450 **94**

Marshall water bath

- 20-16200 **102**

- 20-16205 **102**

Universal testing machine 50 kN

- 35-5100 **108**

Universal testing machine 100 kN

- 35-5110 **109**

Universal testing machine 200 kN

- 35-5115 **110**

AASHTO T313

Bending Beam Rheometer (BBR)

- 20-44220 **54**

AASHTO T315

Kinexus BTSV-DSR-III rheometer platform incl. rSpace software

- 20-44405 **48**

AASHTO T315-12

Lower removable plate Ø 25 mm stainless steel

- 20-4453 **53**

AASHTO TP 31

Use for splitting-swelling test

- 20-60199E260 **176**

AASHTO TP 70

Kinexus BTSV-DSR-III rheometer platform incl. rSpace software

- 20-44405 **48**

AASHTO TP 79

Pressure fatigue test according to EN12697-25B +

- 20-60599E241 **178**

ASTM

Dynamic compact testing system 50 kN / 60 Hz

- 20-60500 **156**

Dynamic compact testing system RIO 30 kN / 30 Hz

- 20-60550 **154**

ASTM 88

Sayboldt viscometer

- 20-2530 **38**

ASTM 6084-04

Ductilometer 400 mm

- 20-2331 **30**

Ductilometer 1000 mm

- 20-2341 **31**

ASTM 6521

RVDV2T "EXTRA" viscometer

- 20-2480 **37**

ASTM 6925-15

Gyrator iT (centrifugal compressor)

- 20-42000 **146**

ASTM 7515-10

Gyrator iT (centrifugal compressor)

- 20-42000 **146**

ASTM D5

Penetration needle 2.5 g / 3.2 mm magnet

- 20-20711 **18**

penetrometer

- 20-2050 **12**

Penetrometer automatically

- 20-20670 **17**

Digital penetrometer

- 20-20665 **14**

Penetrometer with control unit

- 20-2060 **13**

ASTM D6

Loss on heating oven TFOT

- 20-25700 **40**

Test vessel for PAV Ø 140 x 9.5 mm

- 20-2575 **40**

ASTM D36

Test ball Ø 9.5 mm

- 20-2135 **22**

Test ring with step

- 20-2125 **22**

Ring and ball machine

- 20-22000 **20**

Ring and ball insert frame

- 20-2120 **22**

Ring and ball insert frame for 20-2200

- 20-2215 **22**

Ring and ball insert frame for 20-22000

- 20-22150 **22**

ASTM D88

Sayboldt viscometer 2-fold

- 20-2540 **38**

ASTM D92 / ISO 2592

Cleveland Flash Point Tester

- 20-2450 **37**

ASTM D93

Pensky-Martens flash point tester

- 20-2470 **37**

- 20-2475 **37**

ASTM D113

Ductilometer 400 mm

- 20-2331 **30**

Ductilometer 400 mm digital

- 20-2336 **30**

Ductilometer 1000 mm

- 20-2341 **31**

Ductilometer 1000 mm digital

- 20-2346 **31**

Ductilometer 1500 mm

- 20-2351 **33**

Ductilometer 1500 mm digital

- 20-2356 **32**

Ductilometer forms elastic recovery

- 20-2361 **34**

ASTM D140

Scuba tank

- 20-2010 **8th**

ASTM D217

Penetration cone

- 20-20811 **19**

ASTM D 402

Test device for cut-off bitumen

- 20-2430 **36**

ASTM D937

Penetration cone

- 20-20811 **19**

ASTM D940

Engler viscometer 1-fold DIN

- 20-2560 **39**

ASTM D 1074-74

Steel cylindrical shape Ø 101.6 mm

- 20-1813E10 **4**

ASTM D1559

Automatic Marshall compressor

- 20-1471 **95**

Laboratory mixer

- 20-0010 **122**

- 20-0020 **122**

Laboratory mixer 4-15 kg

- 20-0150 **126**

Marshall compression testing machine 30 kN

- 20-1650 **106**

Marshall compression testing machine 30 kN-PC

- 20-1672 **107**

- 20-1672-60 **107**

Marshall shear form

- 20-1710 **112**

- 20-1712 **112**

Marshall compactor

- 20-1450 **94**

ASTM D 1559-2166

Universal testing machine 50 kN

- 35-5100 **108**

Universal testing machine 100 kN

- 35-5110 **109**

Universal testing machine 200 kN

- 35-5115 **110**

ASTM D1665

Engler viscometer 1-fold DIN

- 20-2560 **39**

ASTM D1754

Loss on heating oven TFOT

- 20-25700 **40**

Test vessel for PAV Ø 140 x 9.5 mm

- 20-2575 **40**

ASTM D 2041

Stainless steel vacuum tank

- 20-1435 **92**

ASTM D 2172

Filter extraction centrifuge 1500/3000 g

- 20-12000 **86**

Filter extraction centrifuge 1500 g - 60 Hz

- 20-1200-60 **86**

ASTM D2872-12 (RTFOT)

Thin Film Test Furnace RTFOT

- 20-25720 **41**

ASTM D 4123

Use for splitting-swelling test

- 20-60199E260 **176**

Universal splitting device with transverse strain measuring device

- 20-1767 **114**

ASTM D 4402

Kinexus BTSV-DSR-III rheometer platform incl. rSpace software

- 20-44405 **48**

ASTM D 5581

Marshall Shear Form 152.4 mm ASTM

- 20-1712ASTM **112**

Marshall water bath

- 20-16200 **102**

- 20-16205 **102**

ASTM D 5581-07a

Top section Marshall 152.4 mm

- 20-1483 **99**

ASTM D 5581-07a (2013)

Base plate Marshall 152.4 mm

- 20-1481 **98**

Marshall form cylinder Ø 152.4 mm

- 20-1487 **99**

ASTM D 5881-09

Impact compressor Marshall 101.2/152.4 GOST

- 20-1506 **97**

ASTM D 6084-04

Ductilemeter Forms Force

- 20-2364 **34**

ASTM D 6521

Pressure aging tank PAV

- 20-44000 **44**

PAV – Pressure Aging Device with Vacuum Unit

- 20-44150 **45**

ASTM D 6648

Bending Beam Rheometer (BBR)

- 20-44220 **54**

ASTM D 6926

Automatic Marshall compressor

- 20-1471 **95**

ASTM D 6926-10

Marshall compactor

- 20-1450 **94**

ASTM D 6926-2010

Form cylinder Marshall

- 20-1485 **99**

Base plate for 20-1471

- 20-14800 **98**

ASTM D 6927

Marshall Shear Form 152.4 mm ASTM

- 20-1712ASTM **112**

Marshall water bath

- 20-16200 **102**
- 20-16205 **102**

ASTM D 6931

Splitting device 100 mm

- 20-1760 **112**

ASTM D7175

Kinexus BTSV-DSR-III rheometer platform incl. rSpace software

- 20-44405 **48**

ASTM D 7405

Kinexus BTSV-DSR-III rheometer platform incl. rSpace software

- 20-44405 **48**

ASTM D 8159-2018

Asphalt analyzer PURE basic module

- 20-11600 **72**

Asphalt analyzer YOU! PG

- 20-11340 **63**
- 20-11340-60 **63**

Asphalt Analyzer YOU! touch

- 20-11320 **62**
- 20-11320-60 **62**

Washing device module MODA

- 20-11600E10 **74**

BS 598 P.3

Laboratory mixer

- 20-0010 **122**
- 20-0020 **122**

OS 2000

Engler viscometer 1-fold DIN

- 20-2560 **39**

Tar viscometer

- 20-2400 **36**

CNR 134-91

Universal splitting device with transverse strain measuring device

- 20-1767 **114**

CRN No. 102

Engler viscometer 1-fold DIN

- 20-2560 **39**

DIN 1996 P. 3

Laboratory mixer

- 20-0010 **122**
- 20-0020 **122**

DIN 12576

Mohr cooler 250 mm

- 20-0249 **184**

DIN 18136

Universal testing machine 50 kN

- 35-5100 **108**

Universal testing machine 100 kN

- 35-5110 **109**

Universal testing machine 200 kN

- 35-5115 **110**

DIN 52010

Perforated base plate

- 20-2078 **18**

DIN 53019

DIN outer cup for C25 cylinder system

- 20-44421 **52**

DIN inner cylinder for C25 cylinder system

- 20-44430 **52**

DIN EN 932-1:1996-11

Sample shovel for asphalt and aggregate

- 20-9430 **185**

EN 12593

Electrical melting device

- 20-22800 **27**

EN 12593-09

Automatic breaking point apparatus according to Fraass

- 20-22650 **25**

EN 14771

Bending Beam Rheometer (BBR)

- 20-44220 **54**

EN ISO 2719

Pensky-Martens flash point tester

- 20-2470 **37**

EN 58

Scuba tank

- 20-2010 **8th**

EN1426

Penetration needle 2.5 g / 3.2 mm magnet

- 20-20711 **18**

penetrometer

- 20-2050 **12**

Penetrometer automatically

- 20-20670 **17**

Digital penetrometer

- 20-20665 **14**

Penetrometer with control unit

- 20-2060 **13**

EN1427

Pouring plate nickel-plated

- 20-21420 **22**

Test ball Ø 9.5 mm

- 20-2135 **22**

Test ring with step

- 20-2125 **22**

Ring and ball machine

- 20-22000 **20**

Ring and ball insert frame

- 20-2120 **22**

Ring and ball insert frame for 20-2200

- 20-2215 **22**

Ring and ball insert frame for 20-22000

- 20-22150 **22**

EN1871

Test device according to Wilhelmi

- 20-2160 **24**

EN12272-1

Slump tester

- 20-9410 **185**

EN12272-3

Vialit adhesion tester

- 20-9420 **185**

EN12593-09

Double breaking point apparatus according to Fraass

- 20-22610 **24**

EN12607-1

Thin Film Test Furnace RTFOT

- 20-25720 **41**

EN12607-2

Loss on heating oven TFOT

- 20-25700 **40**

Test vessel for PAV Ø 140 x 9.5 mm

- 20-2575 **40 , 45**

EN12697-1

Asphalt analyzer PURE basic module

- 20-11600 **72**

Asphalt analyzer YOU! **60**

Asphalt analyzer YOU! PG

- 20-11340 **63**

- 20-11340-60 **63**

Asphalt Analyzer YOU! touch

- 20-11320 **62**

- 20-11320-60 **62**

Filter extraction centrifuge 1500/3000 g

- 20-12000 **86**

EN12697-3

ROTA rotary evaporator module

- 20-11600E20 **76**

Washing device module MODA

- 20-11600E10 **74**

Rotary evaporator set with vacuum unit

- 20-13050 **89**

vacuum rotary evaporator

- 20-13000 **88**
- 20-13010 **88**
- 20-13030 **88**
- 20-13040 **88**

EN12697-5

Stainless steel vacuum tank

- 20-1435 **92**
- 20-1436 **92**

Bottle rolling device

- 20-1352 **91**

Granulator

- 20-1440 **118**
- 20-1440-60 **118**

Pycnometer calibrated

- 20-1370 **91**
- 20-1375 **91**
- 20-1380 **91**

vacuum control device

- 20-1437 **93**

EN12697-11

Bottle rolling device

- 20-1352 **91**

EN12697-12

Vacuum control device

- 20-1437 **93**

EN12697-14

Measuring tube 20 ml

- 20-0248 **184**

Water content test facility EN 12697-14

- 20-0230 **184**

EN12697-15

Demixing apparatus

- 20-4300 **118**

EN12697-20

Penetration depth tester 1x

- 20-1830 **6**

Penetration depth tester double

- 20-1840 **6**

EN12697-21

Penetration Plates

- 20-1875 **6**

EN 12697-21 (D)

Sample cylinder with aluminum base plate Ø 150 x 25 mm

- 20-1852 **6**

EN12697-22

Track formation tester water / air

- 20-4000 **134**

EN12697-23

Marshall water bath

- 20-16200 **102**
- 20-16205 **102**

Splitting device 100 mm

- 20-1760 **112**

Splitting device 100 mm with transverse strain measuring device

- 20-1762 **113**

Universal splitting device

- 20-1765 **113**

Universal splitting device with transverse strain measuring device

- 20-1767 **114**

EN 12697-24..26

Dynamic compact testing system 10 kN / 10 Hz

- 20-60000 **153**
- 20-60100 **153**

Dynamic compact testing system 50 kN / 60 Hz

- 20-60500 **156**

Dynamic testing device 50 kN/60 Hz

- 20-60300 **158**

EN 12697-24 (D)

Insert frame four-point bending test EN 12697-24D /-26B

- 20-60599E230 **177**

EN 12697-24 (E) / 12697-26 (C)

Use for splitting-swelling test

- 20-60199E260 **176**

EN12697-25 A2

Stamp penetration test (D56.4) GA

- 20-60199E250 **176**

EN 12697-25 B

Pressure fatigue test according to EN12697-25B +

- 20-60599E241 **178**

EN 12697-26 (B)

Insert frame four-point bending test EN 12697-24D /-26B

- 20-60599E230 **177**

EN 12697-30A

Impact compressor Marshall

- 20-1500 **97**

Impact compactor Marshall 100/150

- 20-1505 **97**

EN 12697-30B

Impact compactor

- 20-1475 **95**

EN12697-31

Gyrator iT (centrifugal compressor)

- 20-42000 **146**

EN 12697-33 part 5.2

Roller sector compactor 30 kN

- 20-4030 **140**

Roller sector compactor 40 kN

- 20-4050 **143**

Roller sector compactor 820x260mm

- 20-4060 **144**

EN12697-34

Marshall compression testing machine 30 kN-PC

- 20-1672 **107**
- 20-1672-60 **107**

Marshall shear form

- 20-1710 **112**
- 20-1712 **112**

Marshall Shear Form 152.4 mm ASTM

- 20-1712ASTM **112**

Marshall water bath

- 20-16200 **102**
- 20-16205 **102**

Universal testing machine 50 kN

- 35-5100 **108**

Universal testing machine 100 kN

- 35-5110 **109**

Universal testing machine 200 kN

- 35-5115 **110**

EN12697-35

Laboratory mixer 4-15 kg

- 20-0150 **126**

Laboratory mixer 30 l

- 20-0160 **124**

EN-12697-35

Laboratory mixer

- 20-0010 **122**
- 20-0020 **122**

EN12697-44

Test frame SCB (semi-circular bending test)

- 20-1795 **116**

EN12697-46

TRAVIS low-temperature compact testing system TSRST

- 20-65000 **160**

Test procedure for TP-Asphalt StB part

- 20-60599E348 **180**

EN 12697-50 B

Surface Wear Testing Machine

- 20-40030 **138**

EN12846

Tar viscometer

- 20-2400 **36**

EN13108

Filter extraction centrifuge 1500/3000 g

- 20-12000 **86**

EN13302

Kinexus BTSV-DSR-III rheometer platform incl. rSpace software

- 20-44405 **48**

EN13303

Loss on heating oven TFOT

- 20-25700 **40**

Test vessel for PAV Ø 140 x 9.5 mm

- 20-2575 **40**

EN-13357

Tar viscometer

- 20-2400 **36**

EN13358

Test device for cut-off bitumen

- 20-2430 **36**

EN13398

Ductilometer 400 mm

- 20-2331 **30**

Ductilometer 400 mm digital

- 20-2336 **30**

Ductilometer 1000 mm

- 20-2341 **31**

Ductilometer 1000 mm digital

- 20-2346 **31**

Ductilometer 1500 mm

- 20-2351 **33**

Ductilometer 1500 mm digital

- 20-2356 **32**

EN13587

Ductilometer 400 mm digital

- 20-2336 **30**

Ductilometer 1000 mm digital

- 20-2346 **31**

EN13589

Ductilometer 400 mm digital

- 20-2336 **30**

Ductilometer 1000 mm digital

- 20-2346 **31**

Ductilometer 1500 mm digital

- 20-2356 **32**

Ductilometer Forms Force

- 20-2362 **34**

EN13702

Kinexus BTSV-DSR-III rheometer platform incl. rSpace software

- 20-44405 **48**

EN13880-2

Penetration cone

- 20-20811 **19**

Penetrometer automatically

- 20-20670 **17**

EN13880-3

Penetrometer automatically

- 20-20670 **17**

EN14769

Pressure aging tank PAV

- 20-44000 **44**

PAV – Pressure Aging Device with Vacuum Unit

- 20-44150 **45**

RVDV2T “EXTRA” viscometer

- 20-2480 **37**

EN14770

Kinexus BTSV-DSR-III rheometer platform incl. rSpace software

- 20-44405 **48**

Test vessel for PAV Ø 140 x 9.5 mm

- 20-2575 **45**

EN 22592

Cleveland Flash Point Tester

- 20-2450 **37**

EN 22719

Pensky-Martens flash point tester

- 20-2475 **37**

GOST 110-2016

Base plate for 20-1471

- 20-1485 **98**

Impact compressor Marshall 101.2/152.4 GOST

- 20-1506 **97**

GOST 11501-78

Digital penetrometer

- 20-20665 **14**

GOST 11505-75

Ductilometer 400 mm digital

- 20-2336 **30**

Ductilometer 1000 mm digital

- 20-2346 **31**

Ductilometer 1500 mm

- 20-2351 **33**

Ductilometer 1500 mm digital

- 20-2356 **32**

GOST 11506-73

Test ball Ø 9.5 mm

- 20-2135 **22**

Test ring with step

- 20-2125 **22**

Ring and ball machine

- 20-22000 **20**

Ring and ball insert frame for 20-2200

- 20-2215 **22**

Ring and ball insert frame for 20-22000

- 20-22150 **22**

GOST 12801-98

Marshall compression testing machine 30 kN-PC

- 20-1672 **107**
- 20-1672-60 **107**

GOST 33136-2014-78

Penetrometer

- 20-2050 **12**

GOST 33140-2014

Thin Film Test Furnace RTFOT

- 20-25720 **41**

GOST 58400.8-2019

Bending Beam Rheometer (BBR)

- 20-44220 **54**

GOST R 52519-2006

Gyrator iT (centrifugal compressor)

- 20-42000 **146**

NCHRP 9-19

Pressure fatigue test according to EN12697-25B +

- 20-60599E241 **178**

NCHRP 9-29

Pressure fatigue test according to EN12697-25B +

- 20-60599E241 **178**

NF P98 251-2

Automatic Marshall compressor

- 20-1471 **95**

NF P98-251-4

Duriez mold set 80 mm

- 20-1810 **4**

Duriez mold set 120 mm

- 20-1815 **4**

NF T 66-004

Penetrometer

- 20-2050 **12**

NF T 66-005

Tar viscometer

- 20-2400 **36**

NF T 66-020

Engler viscometer 1-fold DIN

- 20-2560 **39**

NF T 66-062

Bending Beam Rheometer (BBR)

- 20-44220 **54**

ÖNORM EN 12697-27

Sample shovel for asphalt and aggregate

- 20-9430 **185**

PNST 79-2016

Bending Beam Rheometer (BBR)

- 20-44220 **54**

SN 670 461

Shear jaws r=77.5 mm SN

- 20-1790E70 **115**

SN 671 961

Shear jaws r=77.5 mm SN

- 20-1790E70 **115**

TP A 3-2007

Roller sector compactor 40 kN

- 20-4050 **143**

TP A 33-2007

Roller sector compactor 30 kN

- 20-4030 **140**

Roller sector compactor 820x260mm

- 20-4060 **144**

TP A-StB

Shearing frame 100 mm

- 20-1780 **114**

Shearing frame 150 mm

- 20-1790 **114**

TPA StB 25-A1-SN

Stamp penetration test (D56.4) GA

- 20-60199E250 **176**

TPA StB Part 25 A2

Stamp Penetration Test (D80)

- 20-60199E210 **176**
- 20-60199E230 **176**



VAT

Test procedure for TP-Asphalt StB part

- 20-60599E348 **180**

infraTest Prüftechnik GmbH

Wiesenbachstrasse 15
D-74336 Brackenheim-Botenheim
Phone: +49 (0) 7135-95 00-0
Fax: + 49 (0) 7135-95 00-20
info@infraTest.net
www.infraTest.net

-  /infrastructure_germany
-  /infrastructureprueftechnik
-  /company/infrastructure-prueftechnik-gmbh
-  infraTest Prüftechnik GmbH

